

Regional Syndromic Surveillance Bi-Weekly Report

Wednesday December 18th, 2019 - Tuesday December 31st, 2019

Health Unit Coverage = KFL&A, HPECHU, LGL

Kingston, Frontenac & Lennox and
Addington Public Health Knowledge
Management Team

ACES Hospital Emergency Department (ED) Activity

Summary: Overall emergency room visit volume was stable in KFL&A but increased in both the HPE and LGL health unit jurisdictions compared to the previous two week period of December 4th through December 17th. (KFL&A: 5236 vs. 5142, HPE: 4318 vs. 3895, LGL: 4515 vs. 4318).

Info. items: 1) KFL&A PH has been notified of 18 lab confirmed cases of influenza A for the 2019-2020 season. ED visit volumes for respiratory related issues and admissions due to pneumonia increased over the holidays however not to the same degree as other geographies. 2) Provincially, ED visits and admissions for respiratory related complaints spiked considerably in week 52 and are on par with historic 5-yr averages. Seasonal pressures on acute care settings will likely continue over the next few weeks (visit [ILI mapper](#) for more updates). Data up to Dec. 14th shows influenza percent positivity continuing to increase alongside RSV (see page 5). 3) Nationally, influenza A was still the most common influenza virus for the season, but in week 50, influenza B detections equalled those of influenza A. For the season overall, the current split is approx. 60/40 for influenza A vs. B, with influenza B being responsible for most pediatric hospitalizations due to influenza across Canada.

KFL&A Respiratory: There is currently one rhinovirus, one RSV and one influenza A outbreak occurring in separate local long-term care/retirement facilities.

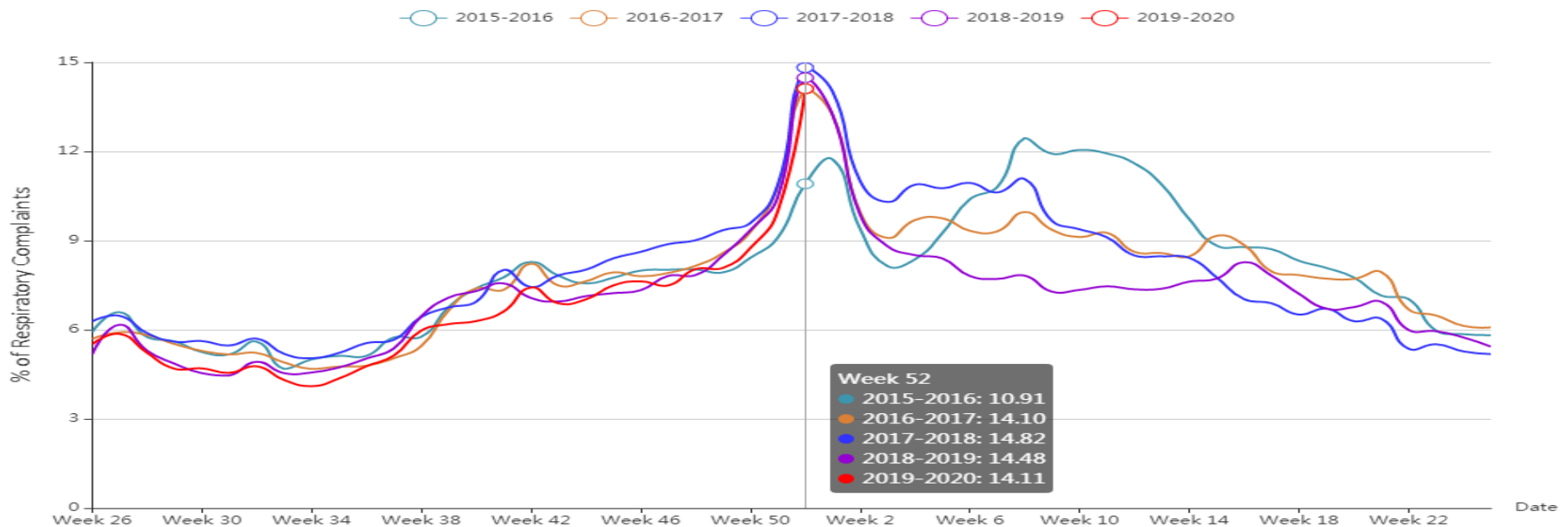
KFL&A Gastrointestinal: There is currently one enteric outbreak of unknown origin occurring in a local long-term care/retirement facility.

Local Admissions of Interest

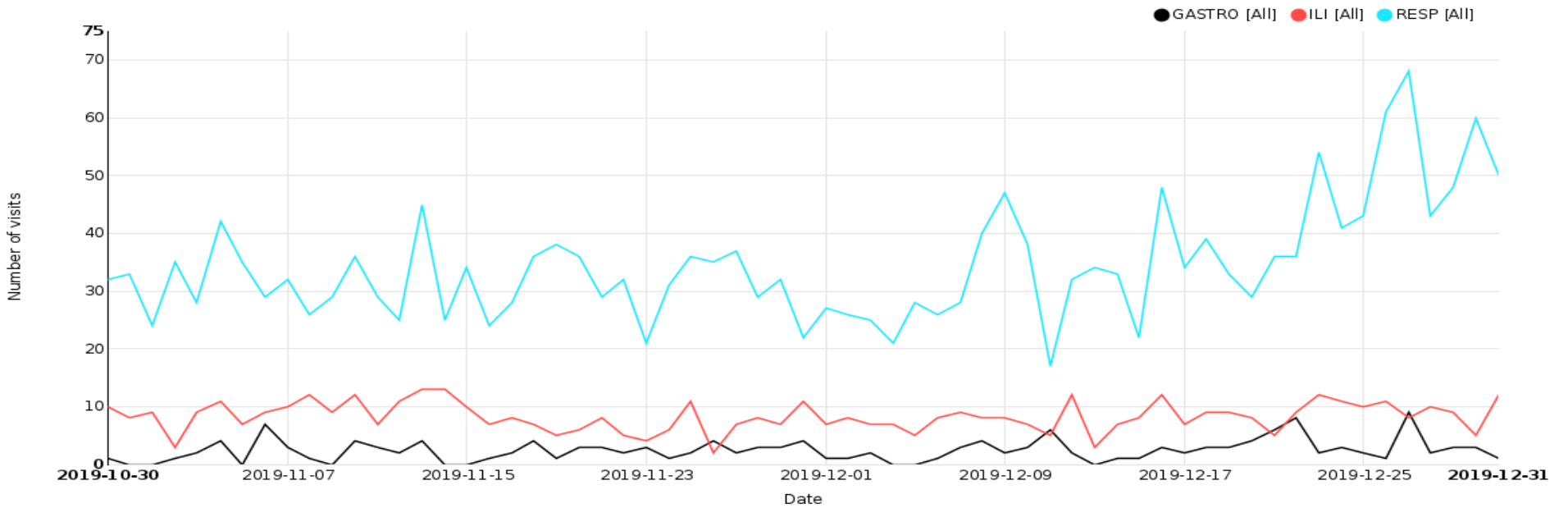
Date	Hospital	Reason for Admission
22/12/2019	KGH	ENTEROCOCCUS BACTEREMIA
22/12/2019	KGH	GASTROENTERITIS ADULT
24/12/2019	KGH	PNEUMONIA
25/12/2019	KGH	SUSPECTED OPIATE OVERDOSE
27/12/2019	KGH	ACUTE BRONCHIOLITIS
29/12/2019	KGH	VIRAL UPPER RESPIRATORY TRACT INFECTION

NOTE: Further details can be obtained by contacting KFL&A PHI staff at adam.vandijk@kflaph.ca or 613-549-1232 x1510 All feedback is welcome and appreciated.

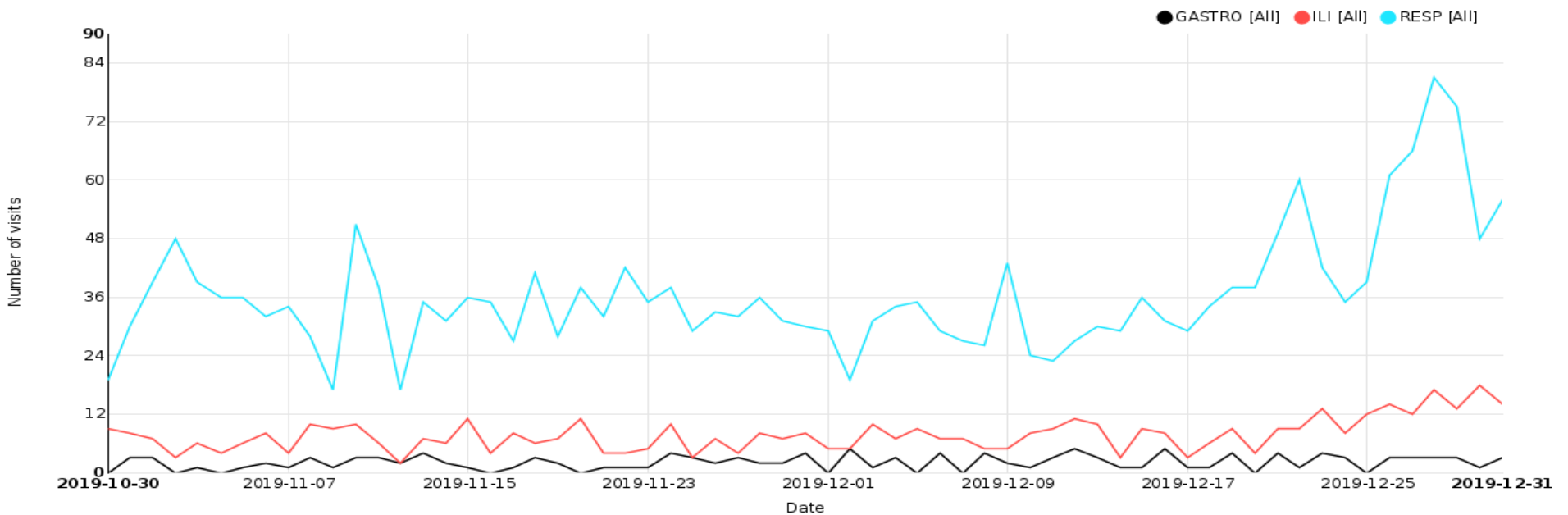
ED respiratory visits curve for Ontario hospitals providing data to the ACES system with historical yearly comparisons



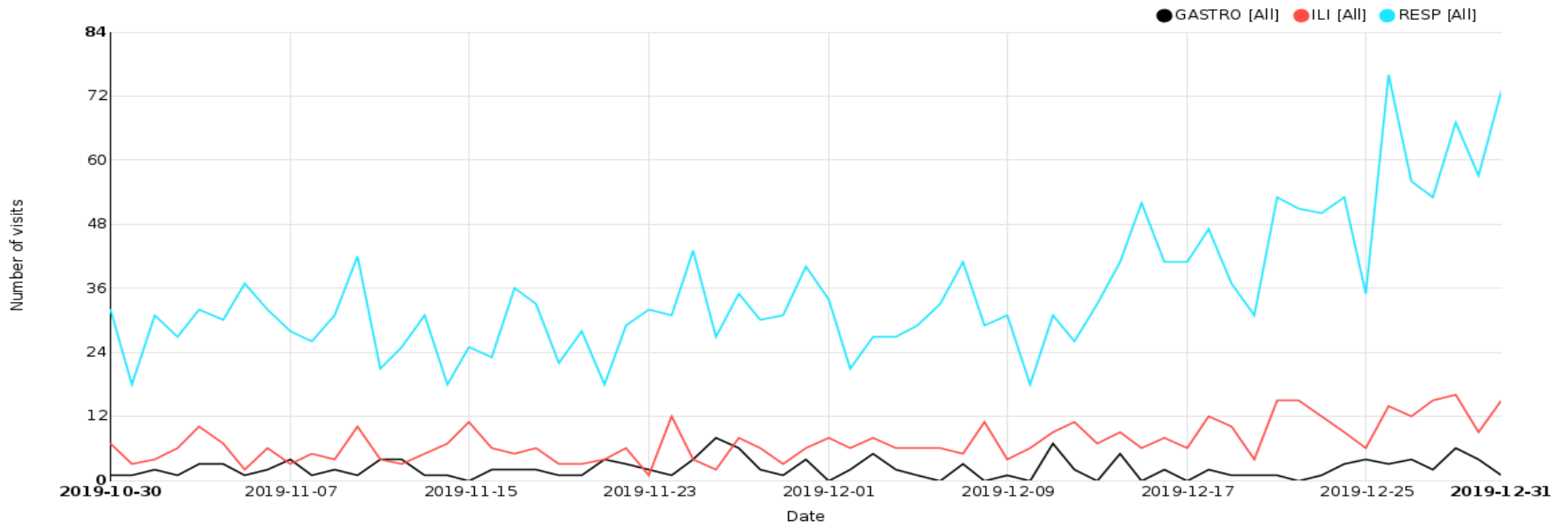
Respiratory, Gastrointestinal and Influenza-Like Illness/Fever ED Visits for KFL&A Health Unit



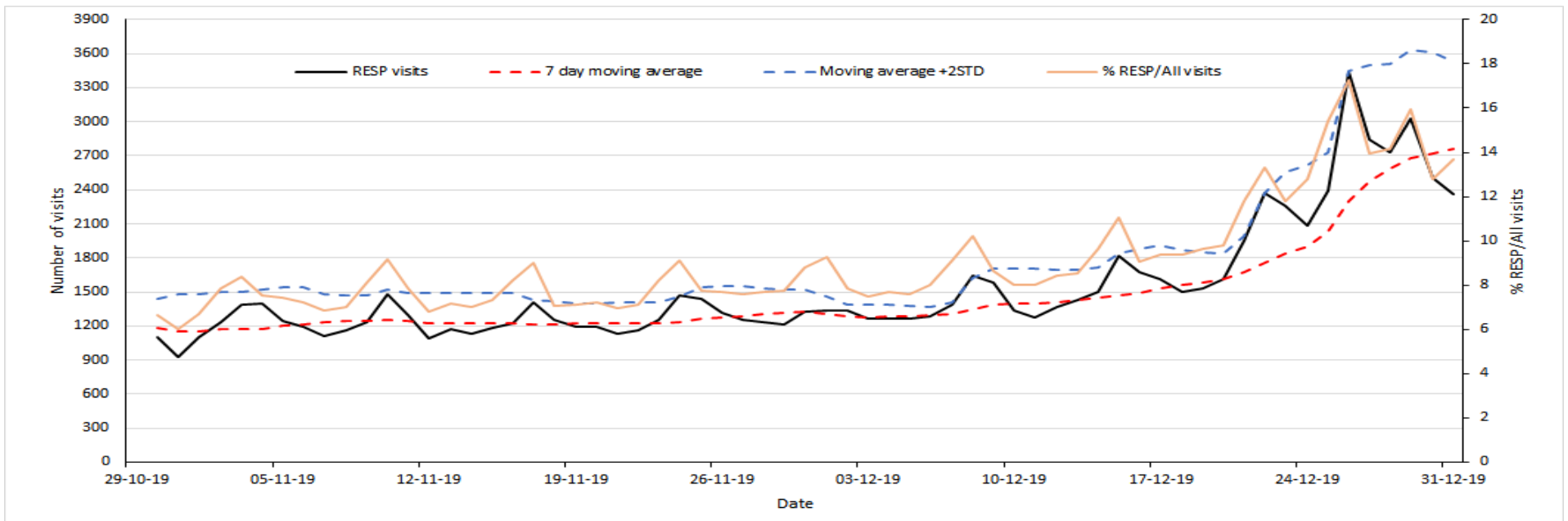
Respiratory, Gastrointestinal and Influenza-Like Illness/Fever ED Visits for HPE Health Unit



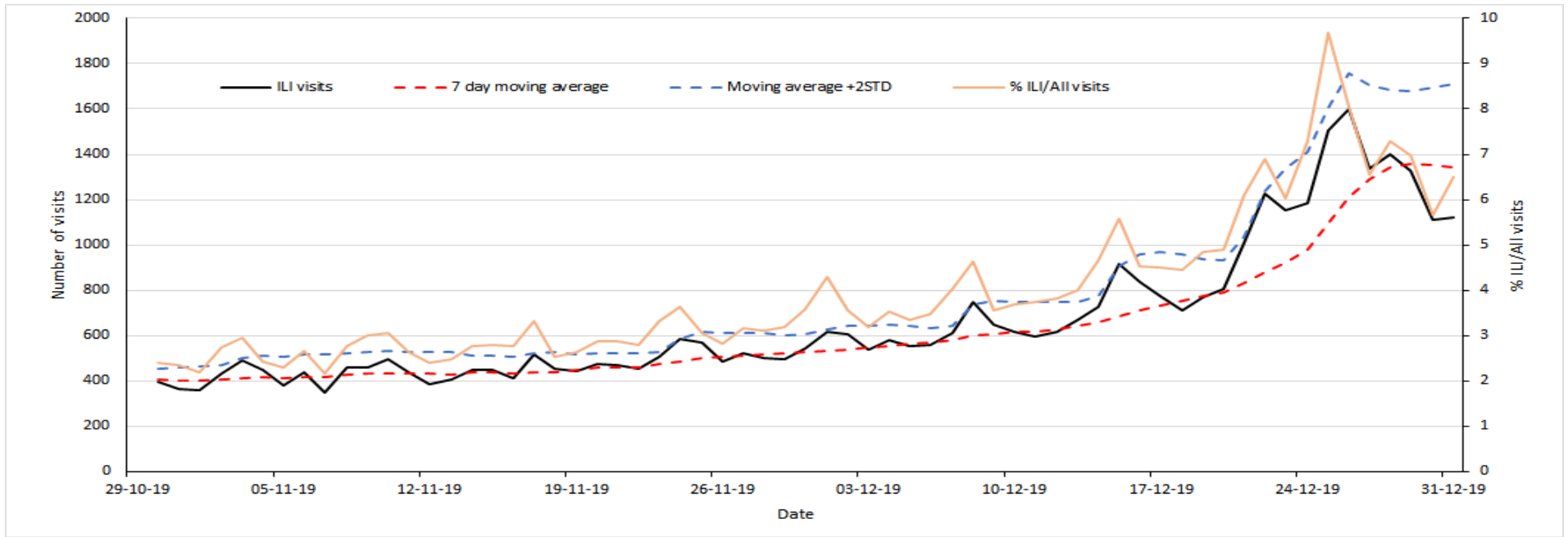
Respiratory, Gastrointestinal and Influenza-Like Illness/Fever ED Visits for LGL Health Unit



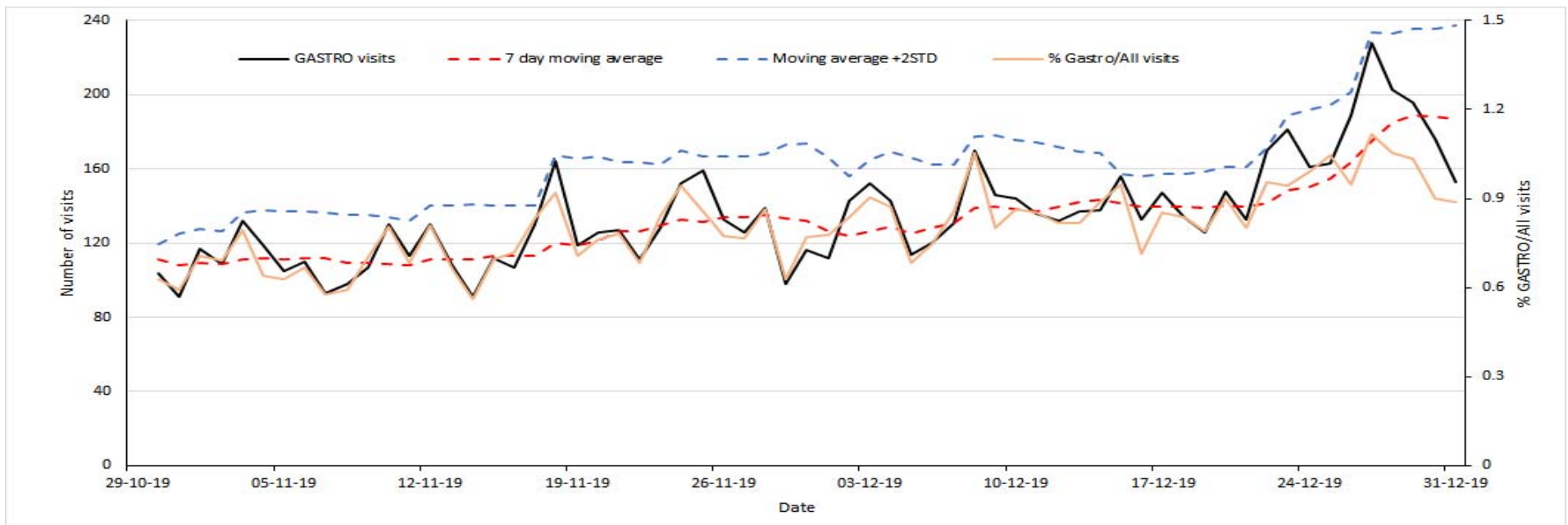
Respiratory ED Visits to Participating Ontario Hospitals



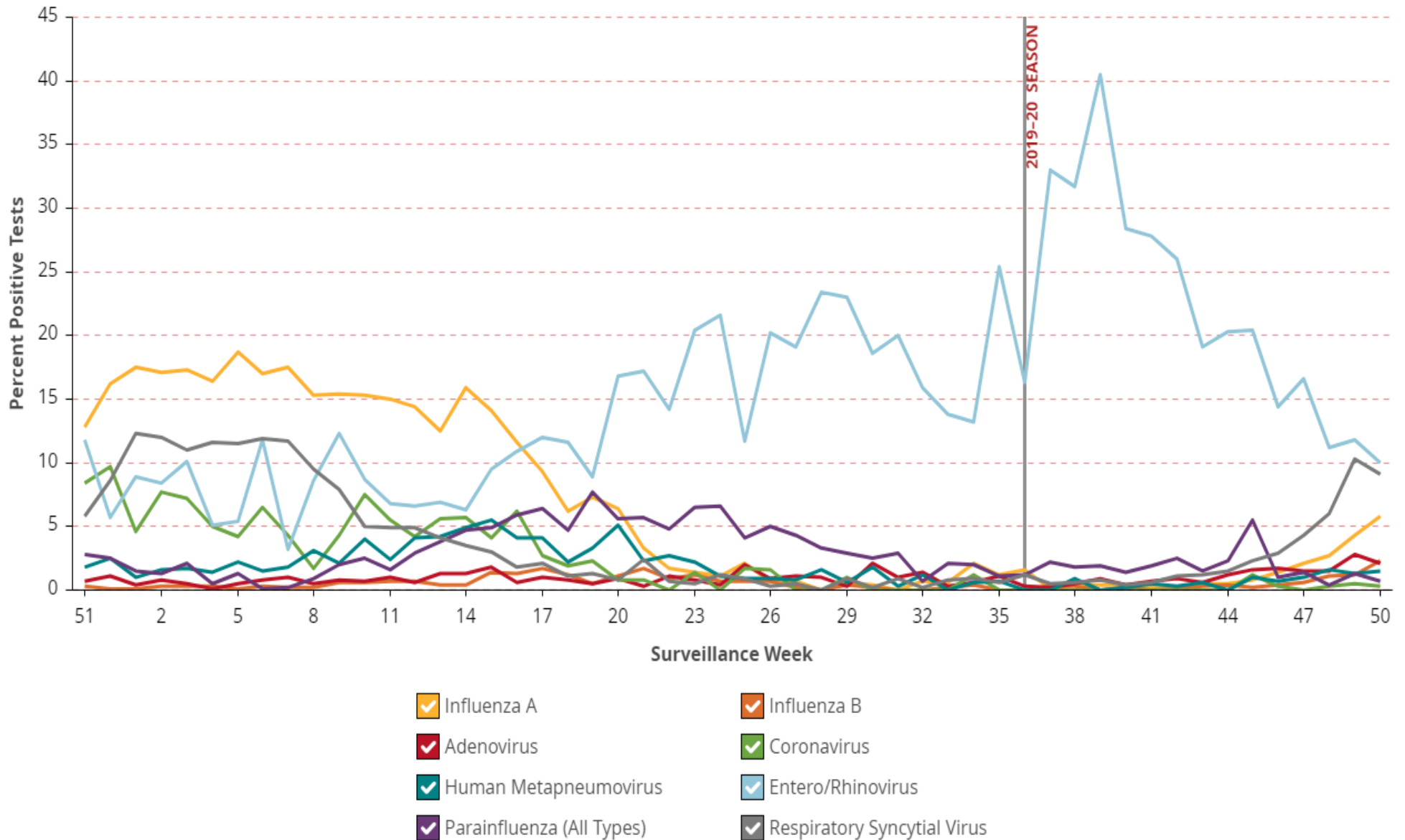
Influenza-Like Illness/Fever ED Visits to Participating Ontario Hospitals



Gastrointestinal ED Visits to Participating Ontario Hospitals



Percent of Respiratory Viral Pathogen(s) Detected Among Specimens Tested for that Pathogen by all Testing Methods by Surveillance Week



*Source: Ontario Respiratory Pathogen Bulletin, Public Health Ontario (with data obtained from the Public Health Agency of Canada’s Respiratory Virus Detection tables)
Please review section 10 of the weekly pdf report for further information on the data sources used in the Ontario Respiratory Pathogen Bulletin.