

# Regional Syndromic Surveillance Bi-Weekly Report

Wednesday February 13th, 2019 - Tuesday February 26th, 2019

Health Unit Coverage = KFL&A, HPECHU, LGL

Kingston, Frontenac & Lennox and  
Addington Public Health Knowledge  
Management Team

## ACES Hospital Emergency Department (ED) Activity

**Summary:** Overall emergency room visit volume was stable across all health unit jurisdictions compared to the previous two week period of January 30th through February 12th. (KFL&A: 4897 vs. 4965 HPE: 4080 vs. 4154 LGL: 4402 vs. 4195).

**Info. items:** 1) Influenza- and respiratory-related emergency department visit activity has started to stabilize and plateau at lower than expected levels compared to previous seasons. Influenza, as well as other cold-associated viruses continue to circulate but it seems these are not having drastic impacts on hospital volumes. 2) Influenza positivity has plateaued in Ontario but still remains relatively high (see page 5). The rest of the country has been declining since the end of December. Influenza A(H1N1) is the dominant virus this season. Influenza B circulation is at minimal levels. 3) KFL&A PH has been notified of 58 lab confirmed cases of influenza A and one confirmed case of influenza B for the 2018-2019 season. Please visit our [ILI mapper](#) website for ongoing updates this respiratory season.

**KFL&A Respiratory:** There are no active respiratory outbreaks occurring in any local long-term care/retirement facilities.

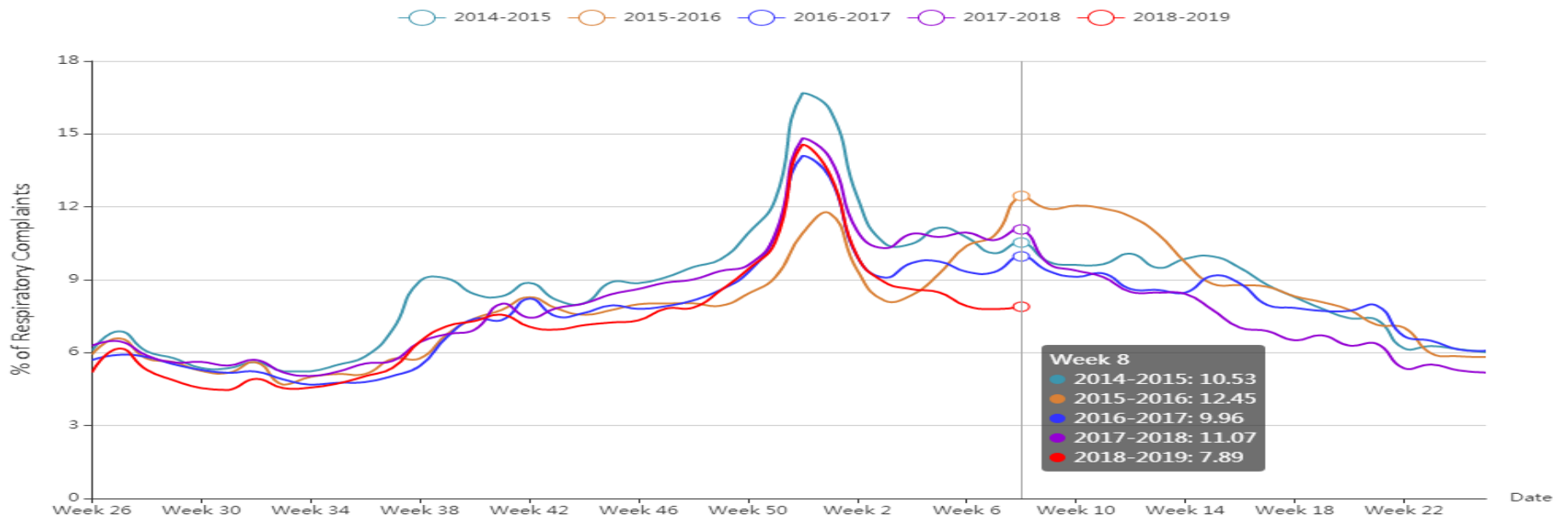
**KFL&A Gastrointestinal:** There are no active enteric outbreaks occurring in any local long-term care/retirement facilities.

## Local Admissions of Interest

Date	Hospital	Reason for Admission
02/2019	KGH	BRONCHIOLITIS (5 INSTANCES)
15/02/2019	KGH	BRONCHIECTASIS
15/02/2019	KGH	HEPATITIS, ACUTE
24/02/2019	KGH	QUERY INFLUENZA
25/02/2019	KGH	OPIOID OVERDOSE

NOTE: Further details can be obtained by contacting KFL&A PHI staff at [adam.vandijk@kflaph.ca](mailto:adam.vandijk@kflaph.ca) or 613-549-1232 x1510 All feedback is welcome and appreciated.

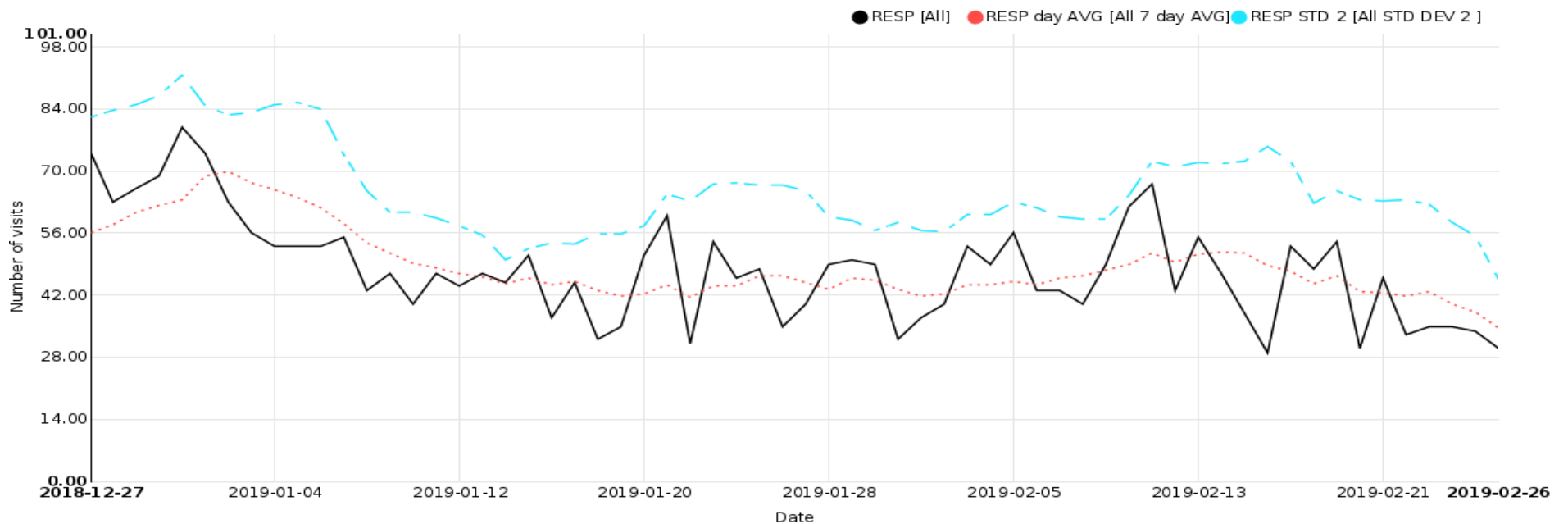
## ED respiratory visits curve for Ontario hospital providing data to the ACES system along with previous year comparisons



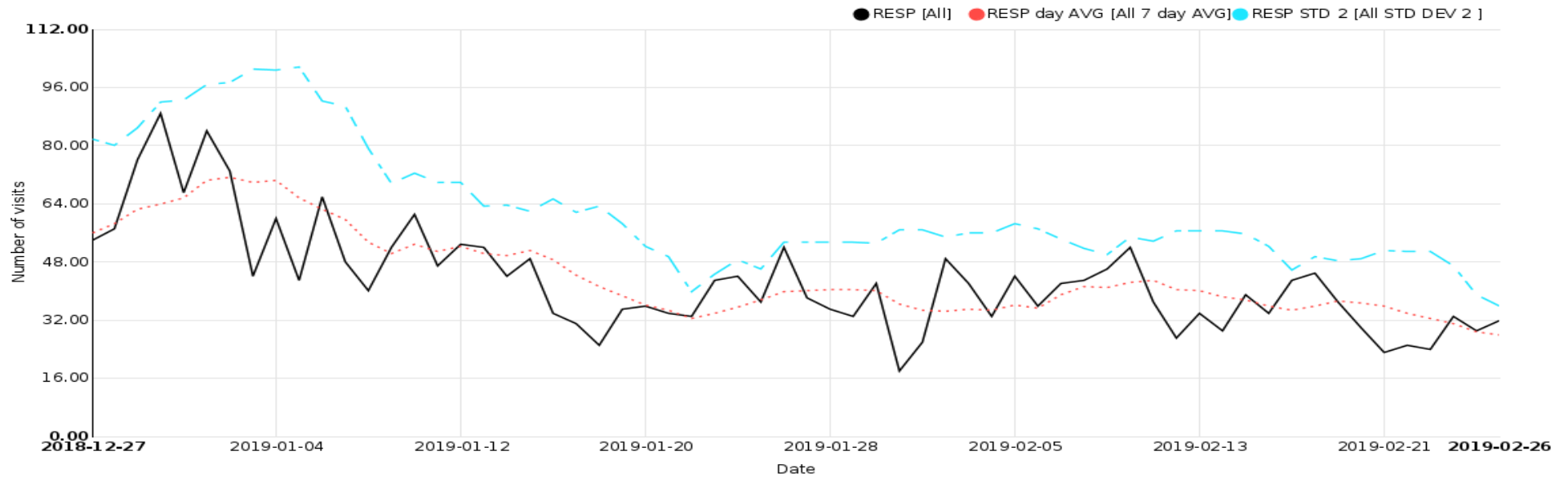
## Respiratory ED Visits to Participating Ontario Hospitals



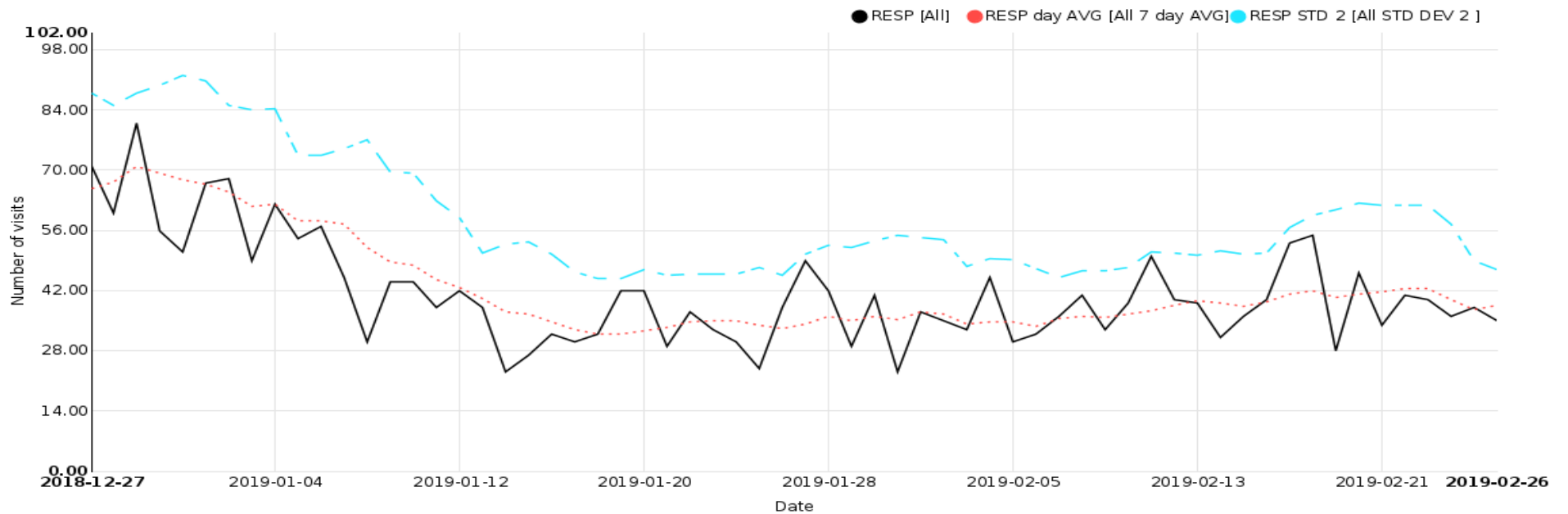
## Respiratory ED Visits for KFL&A Health Unit



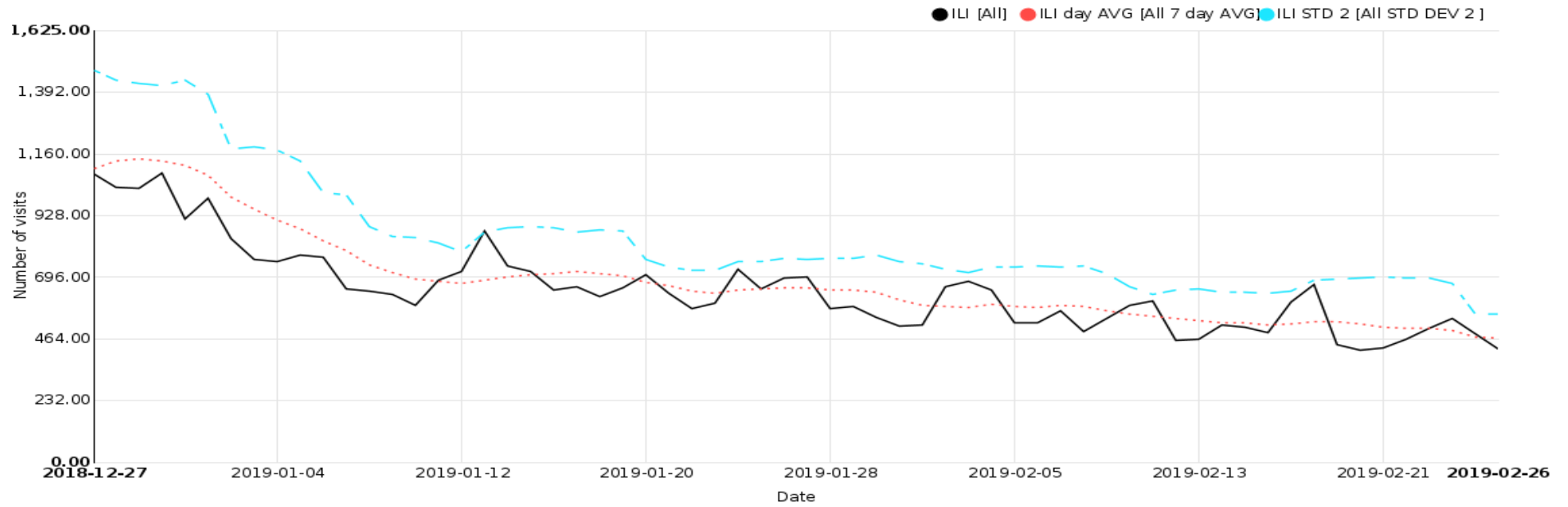
## Respiratory ED Visits for HPE Health Unit



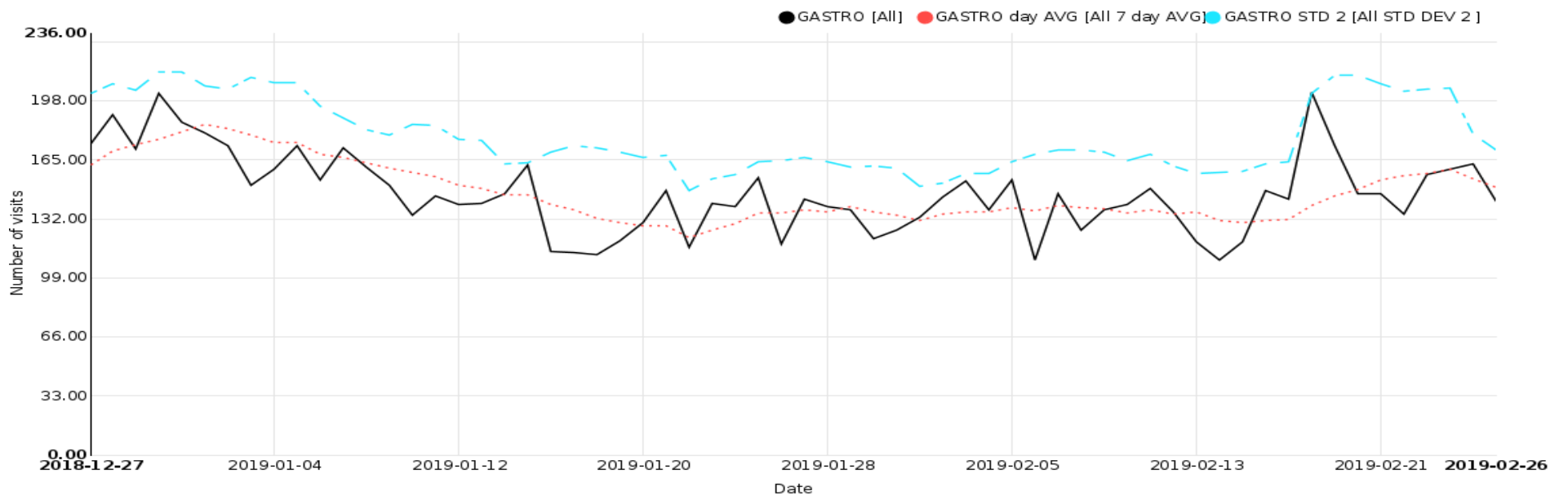
## Respiratory ED Visits for LGL Health Unit



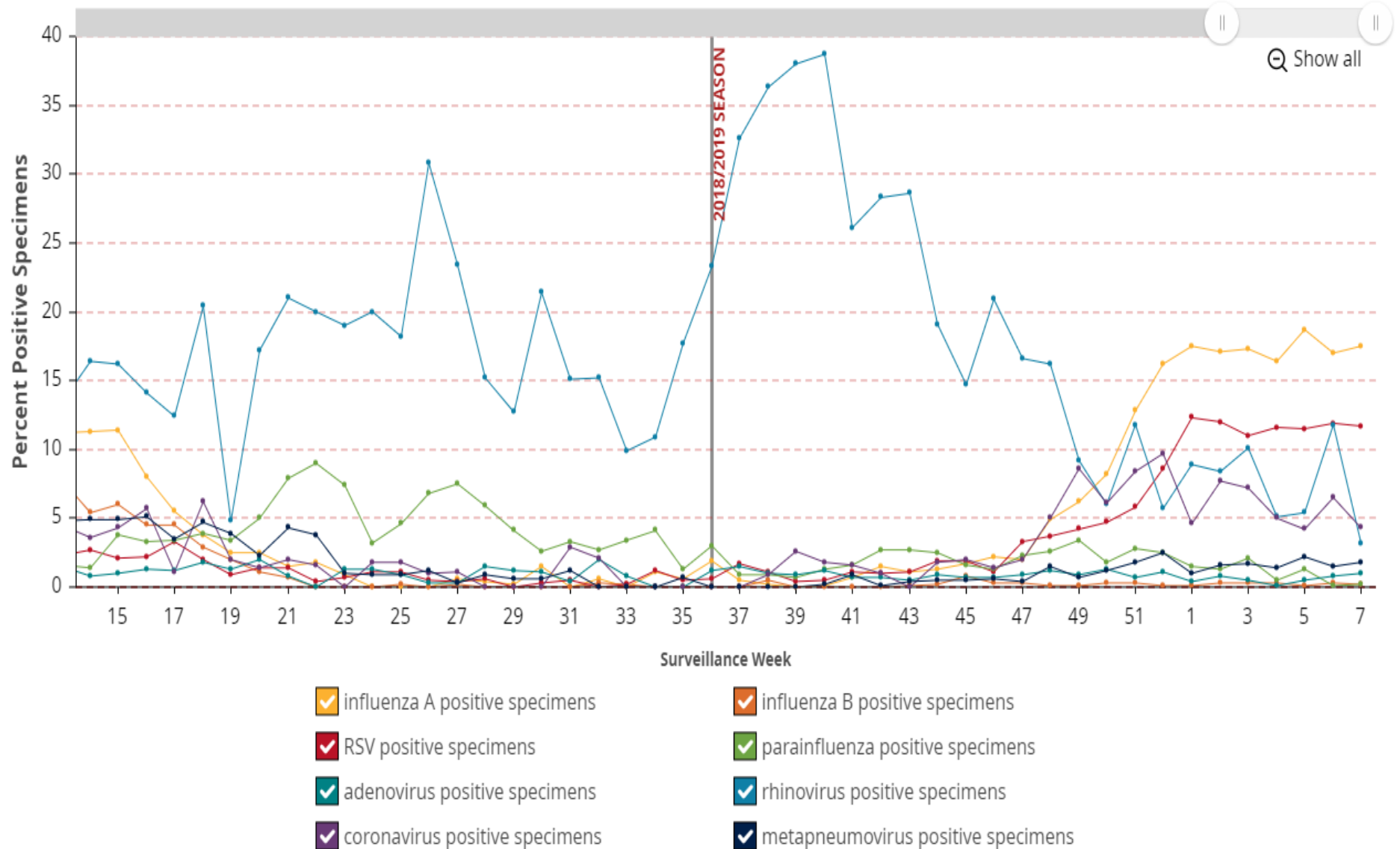
## Influenza-Like Illness/Fever ED Visits to Participating Ontario Hospitals



## Gastrointestinal ED Visits to Participating Ontario Hospitals



## Percent positivity of specimens tested for all respiratory viruses by week



\*Source: Ontario Respiratory Pathogen Bulletin, Public Health Ontario (with data obtained from the Public Health Agency of Canada’s Respiratory Virus Detection tables)  
Please review section 10 of the weekly pdf report for further information on the data sources used in the Ontario Respiratory Pathogen Bulletin.