

Regional Syndromic Surveillance Bi-Weekly Report

Wednesday January 30th, 2019 - Tuesday February 12th, 2019

Health Unit Coverage = KFL&A, HPECHU, LGL

Kingston, Frontenac & Lennox and
Addington Public Health Knowledge
Management Team

ACES Hospital Emergency Department (ED) Activity

Summary: Overall emergency room visit volume was stable across all health unit jurisdictions compared to the previous two week period of January 16th through January 29th. (KFL&A: 4965 vs. 4785 HPE: 4154 vs. 4009 LGL: 4195 vs. 4180).

Info. items: 1) Influenza- and respiratory-related emergency department visit activity are at lower than expected levels compared to previous seasons, especially considering its only February. Influenza is still circulating, along with rhinovirus, RSV and other cold-associated viruses which will still have effects on the public. Influenza B could shift activity upwards, but its circulation still remains very low. 2) Influenza positivity has plateaued in Ontario but still remains relatively high (see page 5). The rest of the country has been declining rapidly since the end of December. Influenza A(H1N1) is still the dominant virus this season and mid-season flu shot estimates indicate over 70% effectiveness against this strain. 3) KFL&A PH has been notified of 47 lab confirmed cases of influenza A for the 2018-2019 season. There has also been 2 influenza outbreaks locally. Please visit our [ILI mapper](#) website for ongoing updates this respiratory season.

KFL&A Respiratory: There is currently one active RSV (respiratory syncytial virus) outbreak occurring in a local long-term care/retirement facility.

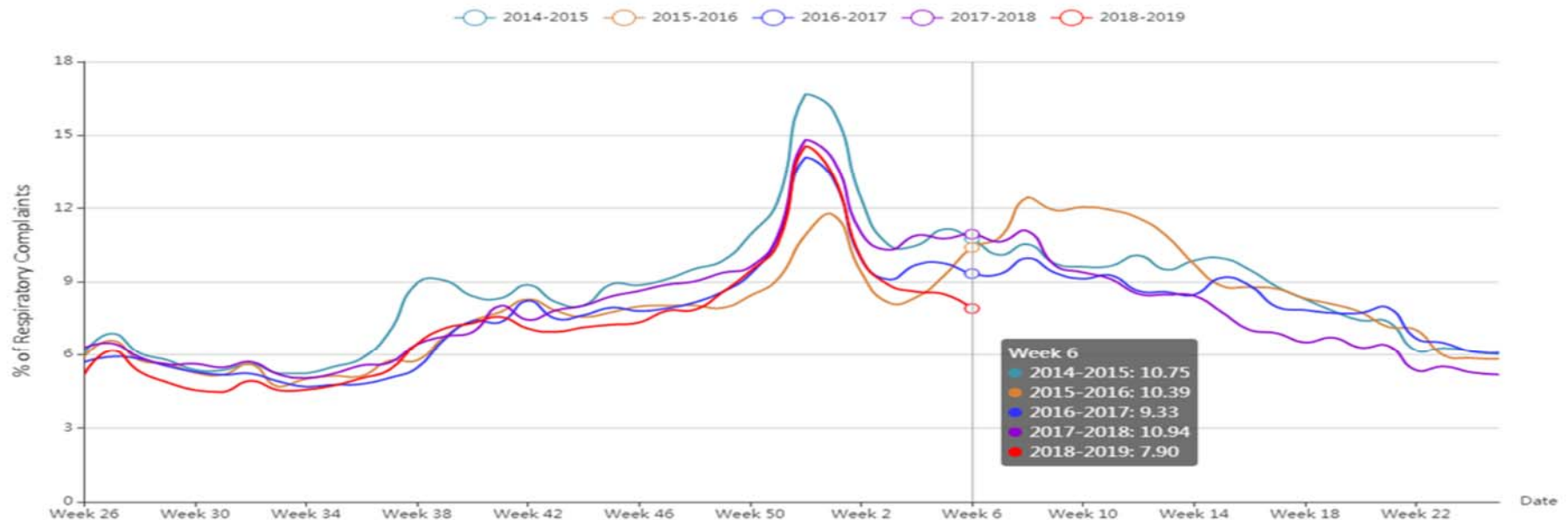
KFL&A Gastrointestinal: There are no active enteric outbreaks occurring in any local long-term care/retirement facilities.

Local Admissions of Interest

Date	Hospital	Reason for Admission
31/01/2019	KGH	QUERY GUILLIAN BARRE SYNDROME
03/02/2019	KGH	MIXED HYPERCAPNIC/HYPOXIC FAILURE DUE TO PNEUMONIA
05/02/2019	KGH	STREPTOCOCCUS PNEUMONIA BACTEREMIA
12/02/2019	KGH	QUERY MENINGITIS
12/02/2019	KGH	INFLUENZA-LIKE ILLNESS

NOTE: Further details can be obtained by contacting KFL&A PHI staff at adam.vandijk@kflaph.ca or 613-549-1232 x1510 All feedback is welcome and appreciated.

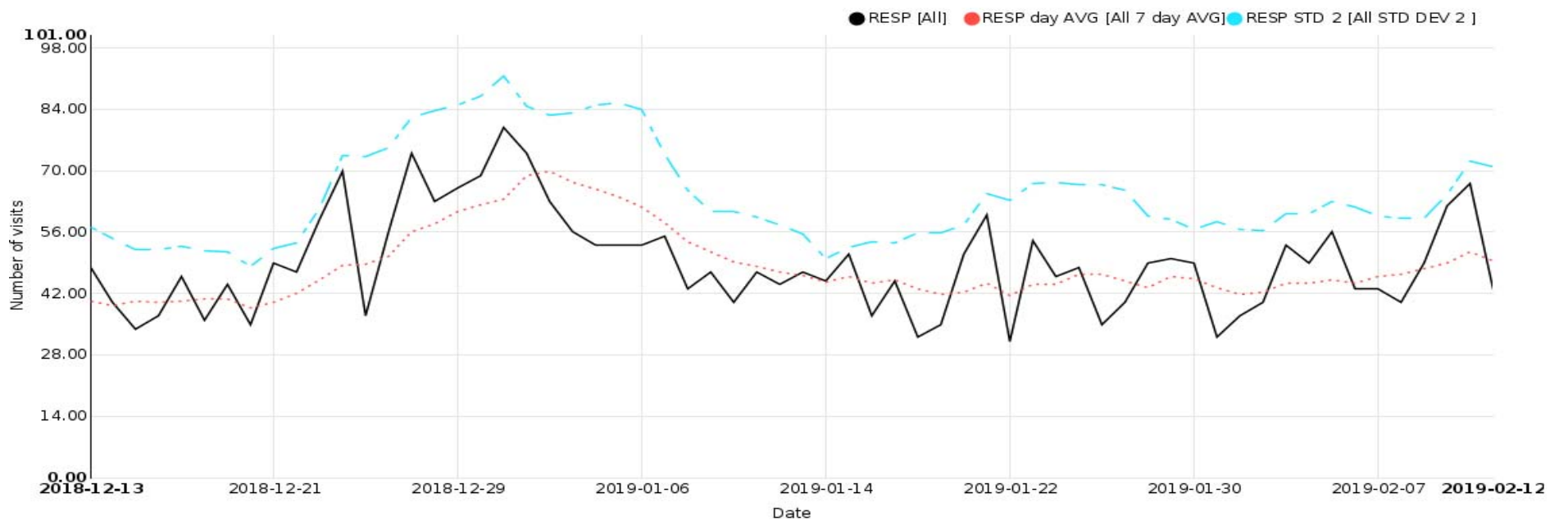
ED respiratory visits curve for Ontario hospital providing data to the ACES system along with previous year comparisons



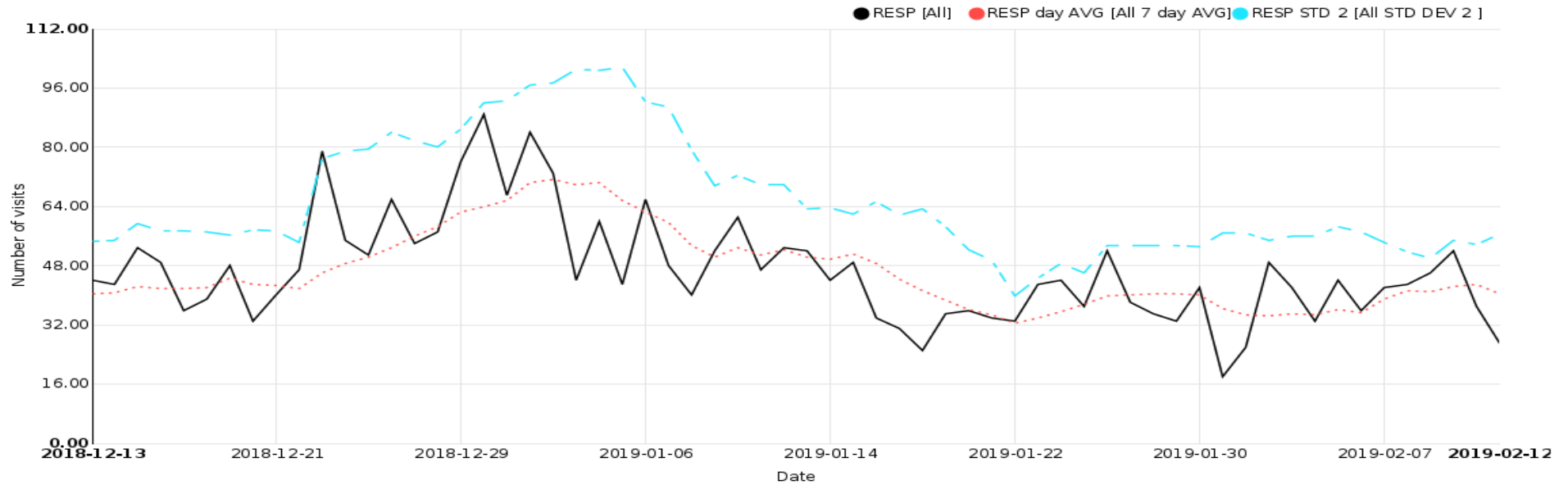
Respiratory ED Visits to Participating Ontario Hospitals



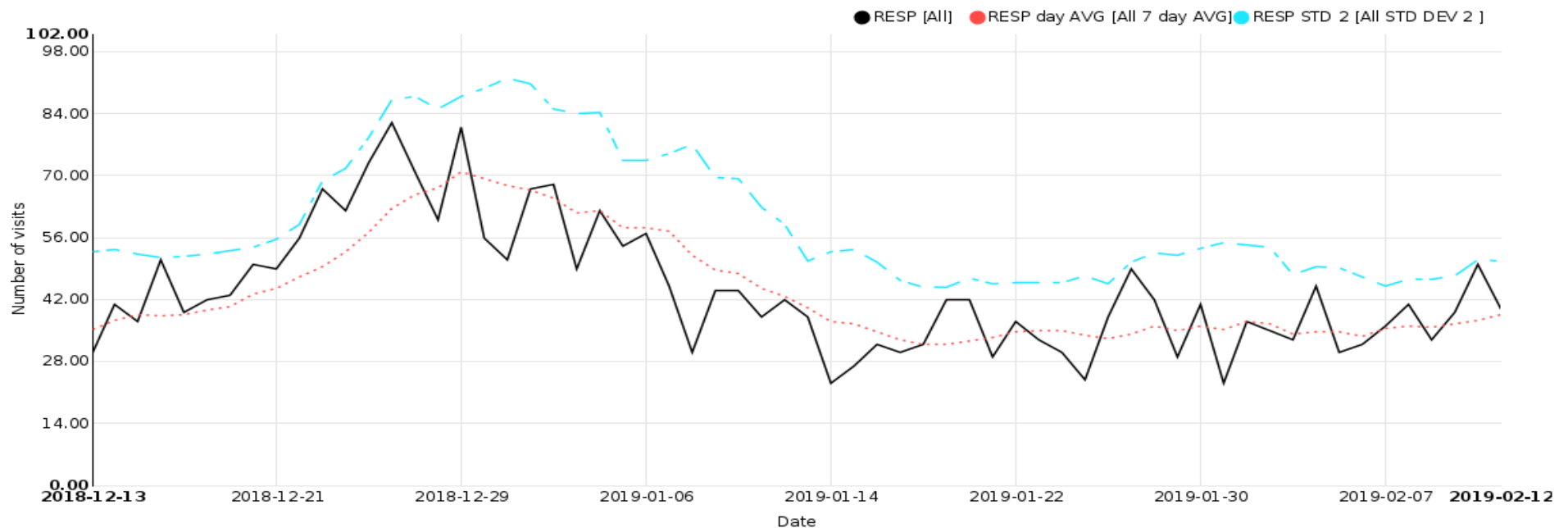
Respiratory ED Visits for KFL&A Health Unit



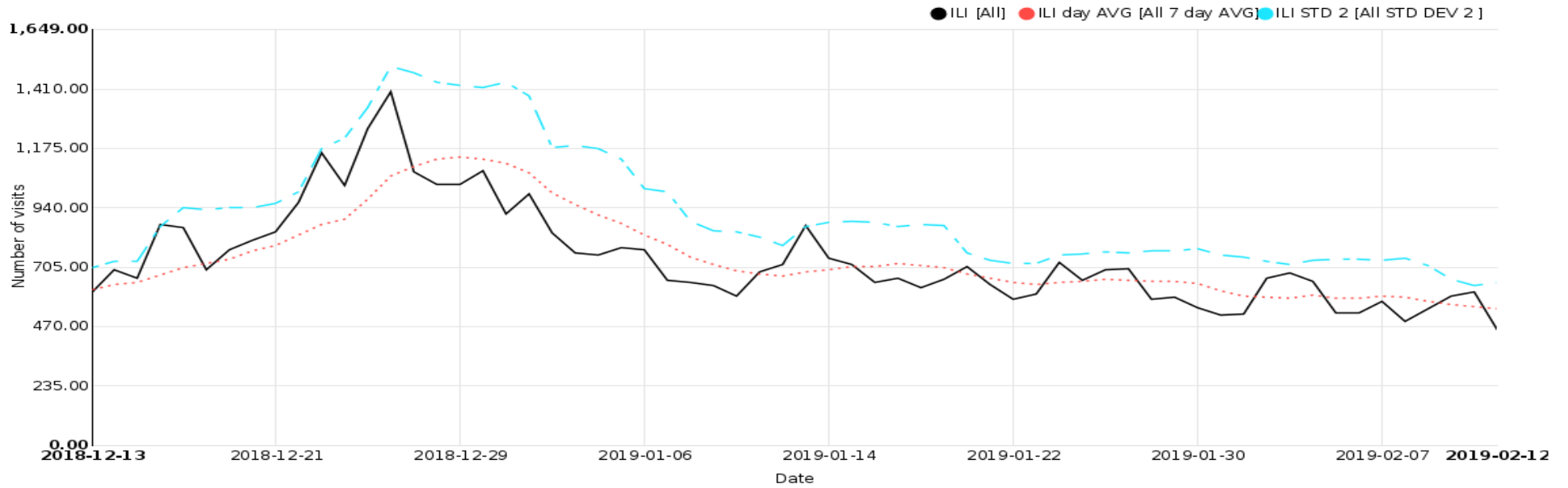
Respiratory ED Visits for HPE Health Unit



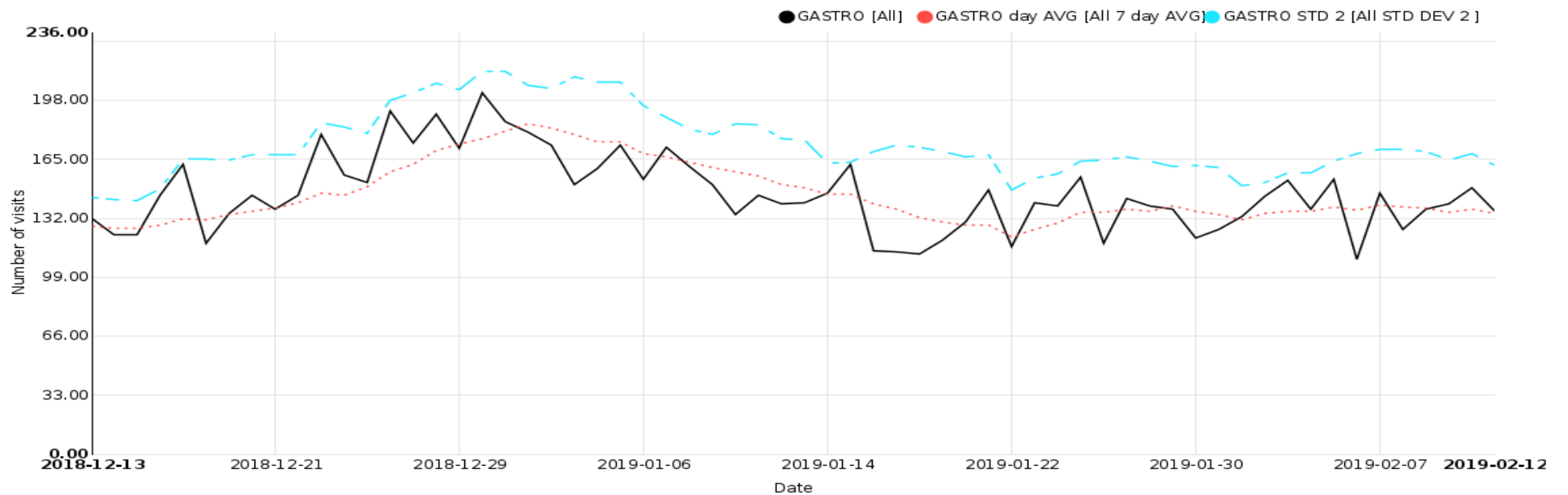
Respiratory ED Visits for LGL Health Unit



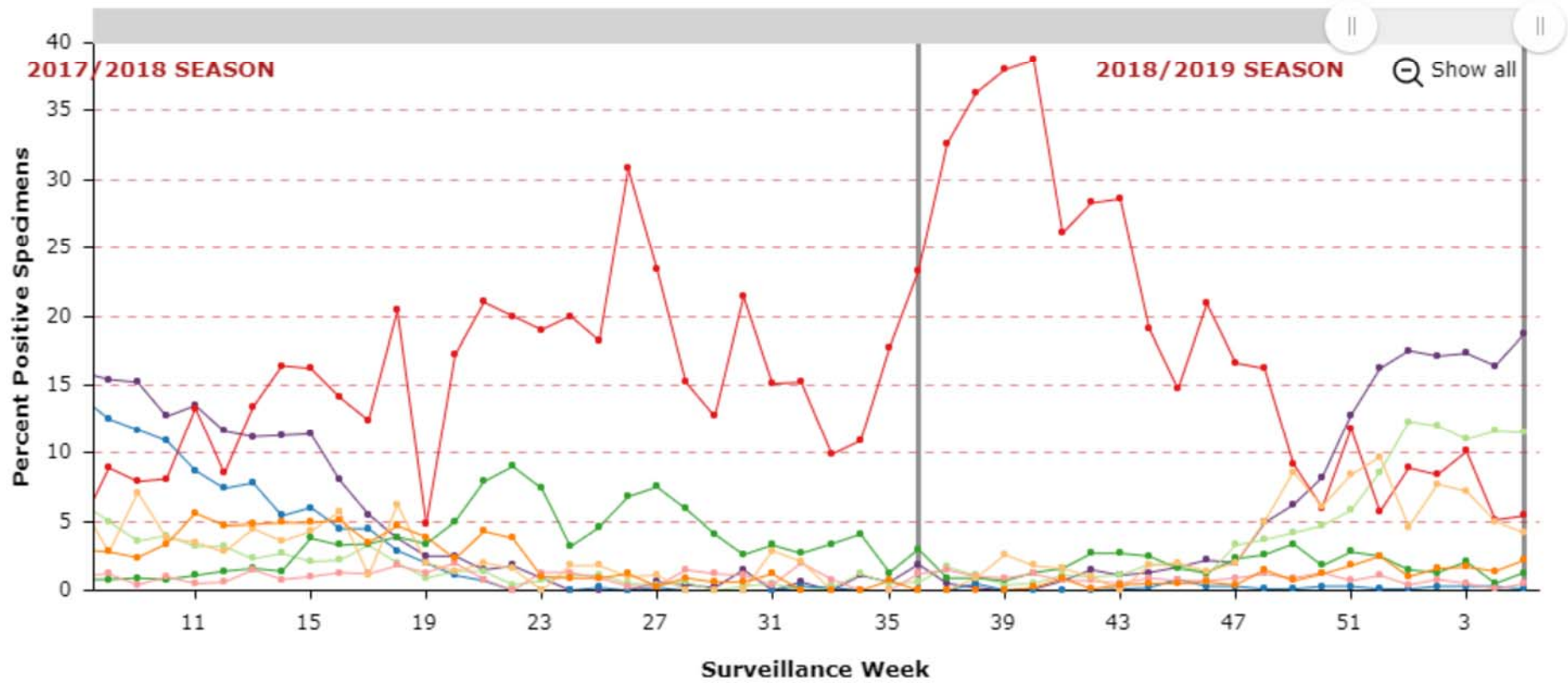
Influenza-Like Illness/Fever ED Visits to Participating Ontario Hospitals



Gastrointestinal ED Visits to Participating Ontario Hospitals



Percent positivity of specimens tested
for all respiratory viruses by week



- influenza A positive specimens
- influenza B positive specimens
- RSV positive specimens
- parainfluenza positive specimens
- adenovirus positive specimens
- rhinovirus positive specimens
- coronavirus positive specimens
- metapneumovirus positive specimens

*Source: Ontario Respiratory Pathogen Bulletin, Public Health Ontario (with data obtained from the Public Health Agency of Canada’s Respiratory Virus Detection tables)
Please review section 10 of the weekly pdf report for further information on the data sources used in the Ontario Respiratory Pathogen Bulletin.