

Regional Syndromic Surveillance Bi-Weekly Report

Wednesday January 16th, 2019 - Tuesday January 29th, 2019

Health Unit Coverage = KFL&A, HPECHU, LGL

Kingston, Frontenac & Lennox and
Addington Public Health Knowledge
Management Team

ACES Hospital Emergency Department (ED) Activity

Summary: Overall emergency room visit volume decreased across all health unit jurisdictions compared to the previous two week period of January 2nd through January 15th. (KFL&A: 4785 vs. 5181 HPE: 4009 vs. 4616 LGL: 4180 vs. 4392).

Info. items: 1) Respiratory and ILI-related emergency department visits continue to decline across the province and are at their lowest levels in the past 5 seasons when influenza A has been the dominant strain. It remains to be seen if a secondary peak will occur, which is mostly dependent on influenza B. 2) Influenza activity has started to plateau in Ontario, while the rest of the country has been declining rapidly since the end of December. Influenza A(H1N1) has been the dominant virus this season and mid-season flu shot estimates indicate over 70% effectiveness against this strain. Significant protection for young children has been observed which is particularly noteworthy as this age group have been hit especially hard this influenza season. 3) KFL&A PH has been notified of 31 lab confirmed cases of influenza A for the 2018-2019 season. There has also been 2 influenza outbreaks locally. Please visit our [ILI mapper](#) website for ongoing updates this respiratory season.

KFL&A Respiratory: There are no active respiratory outbreaks occurring in any local long-term care/retirement facilities.

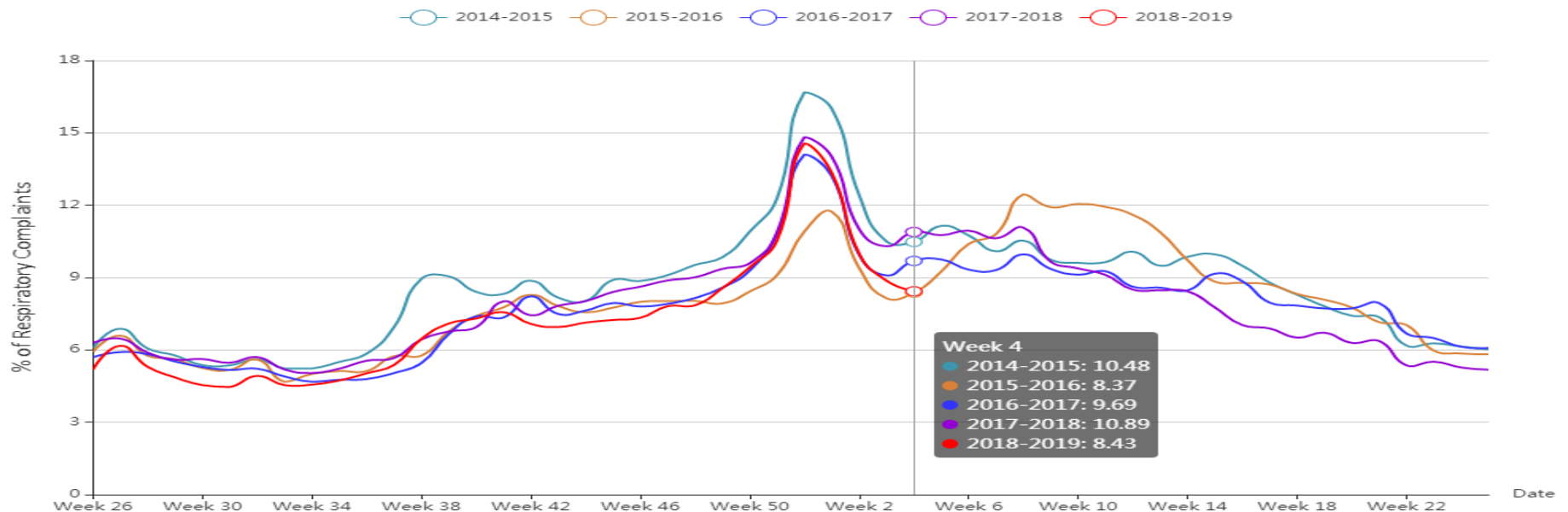
KFL&A Gastrointestinal: There are no active enteric outbreaks occurring in any local long-term care/retirement facilities.

Local Admissions of Interest

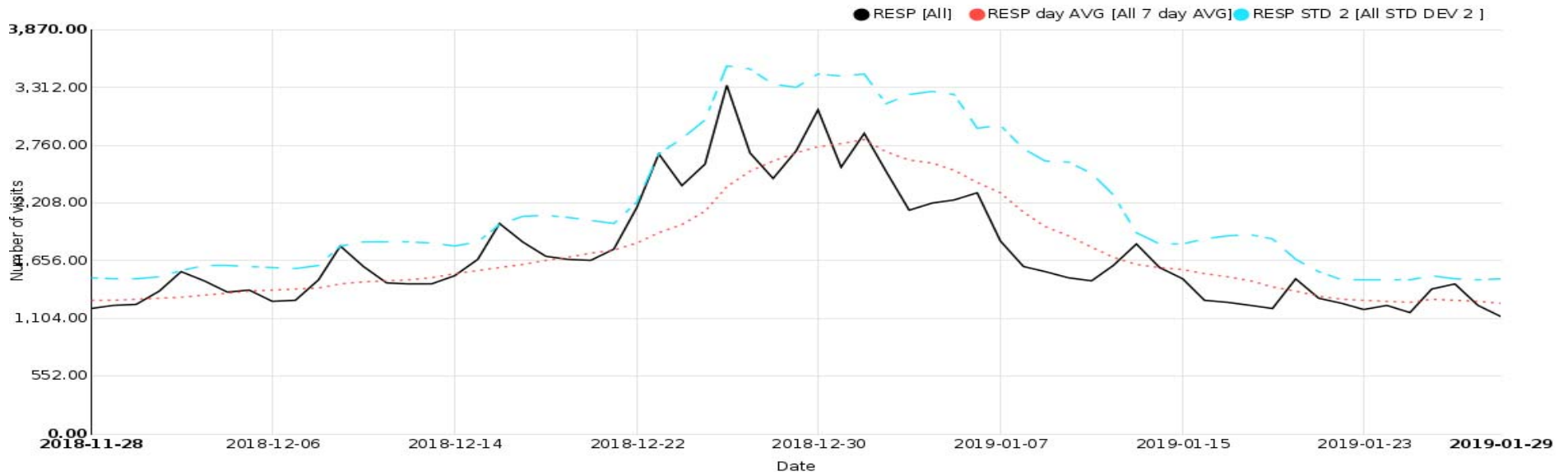
Date	Hospital	Reason for Admission
20/01/2019	KGH	CROUP
22/01/2019	KGH	RIGHT LOWER LOBE PNEUMOSEPSIS
22/01/2019	KGH	E. COLI BACTEREMIA
29/01/2019	KGH	MRSA BACTEREMIA
29/01/2019	KGH	INFLUENZA

NOTE: Further details can be obtained by contacting KFL&A PHI staff at adam.vandijk@kflaph.ca or 613-549-1232 x1510 All feedback is welcome and appreciated.

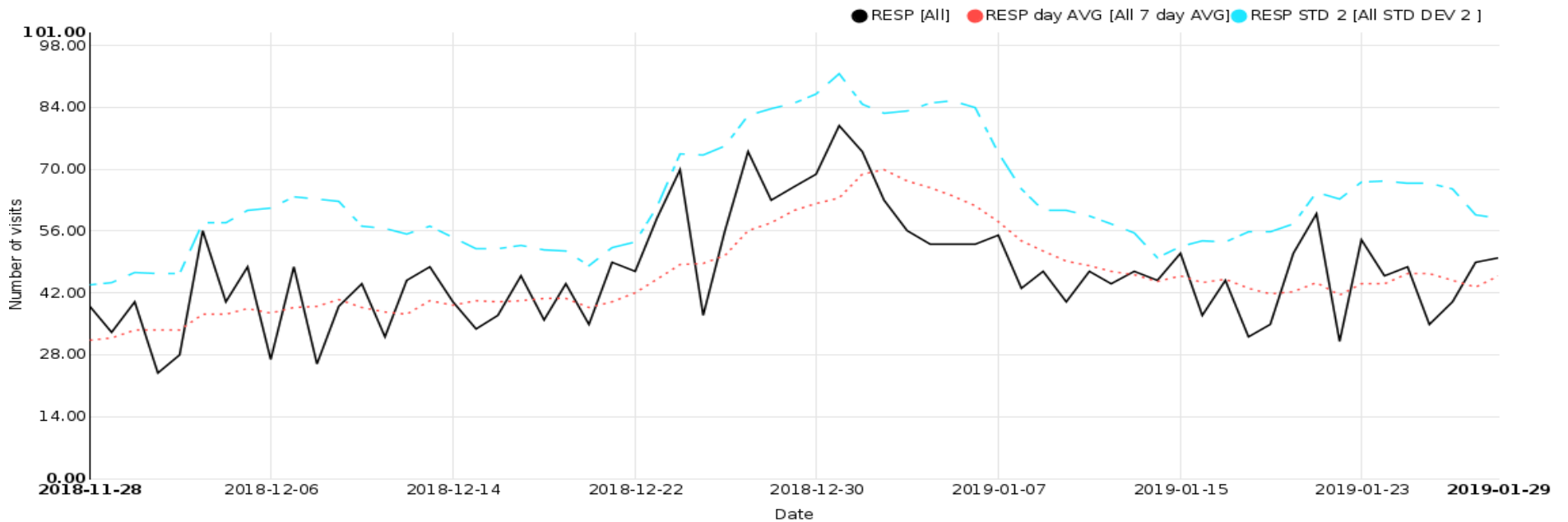
ED respiratory visits curve for Ontario hospital providing data to the ACES system along with previous year comparisons



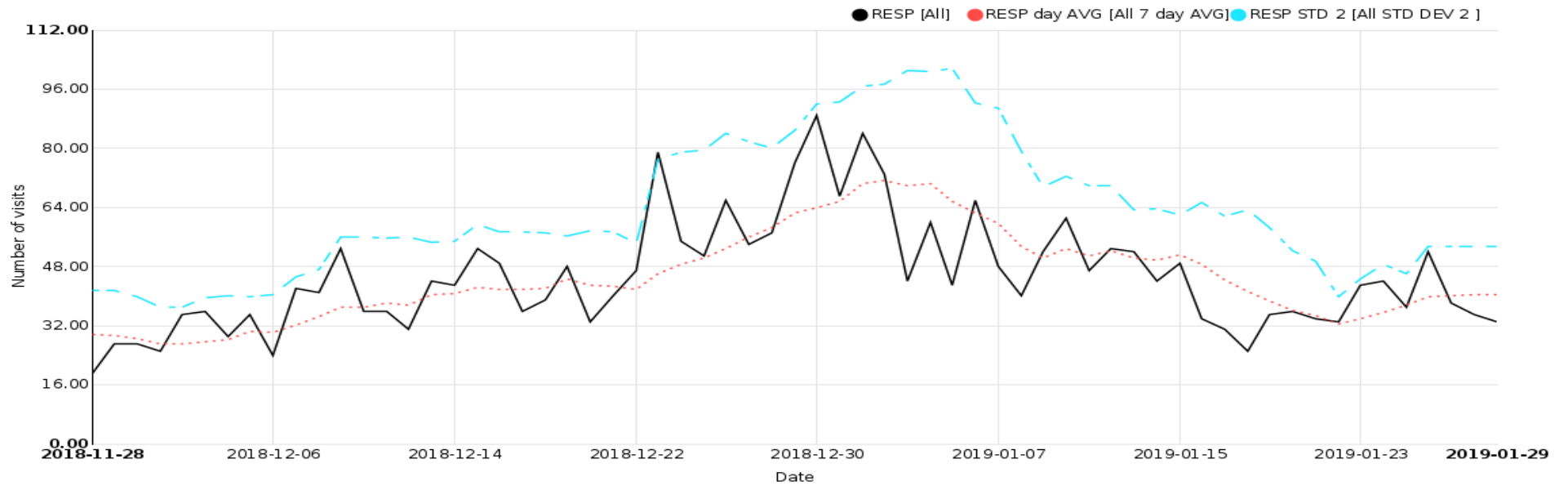
Respiratory ED Visits to Participating Ontario Hospitals



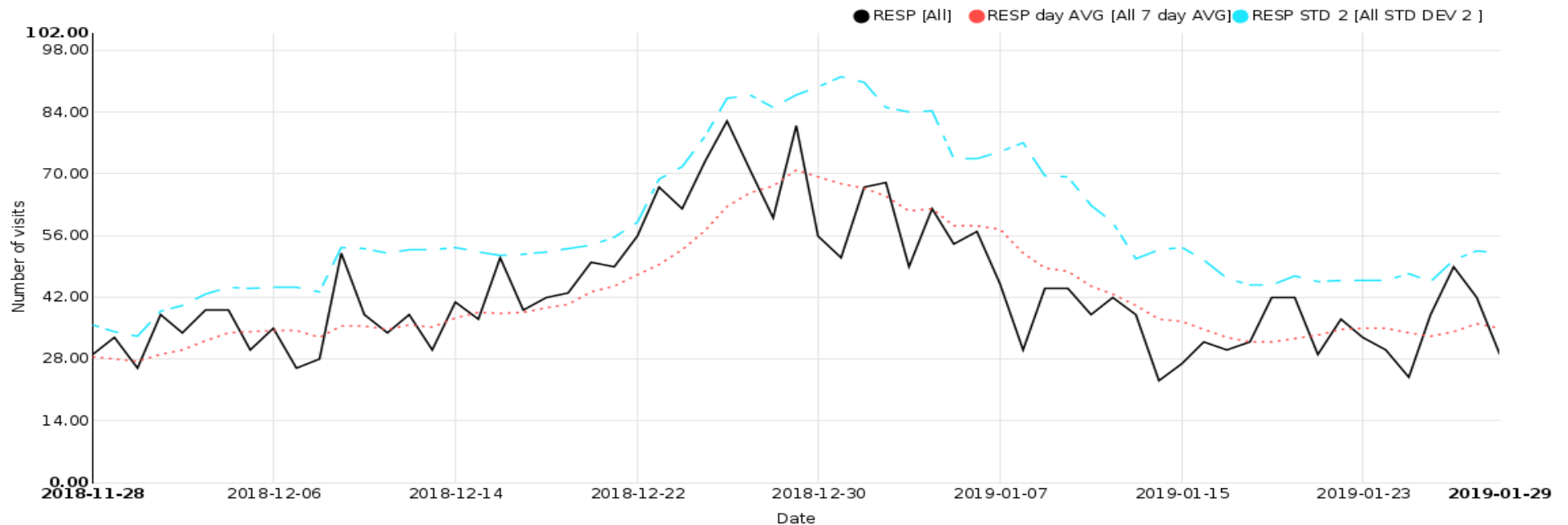
Respiratory ED Visits for KFL&A Health Unit



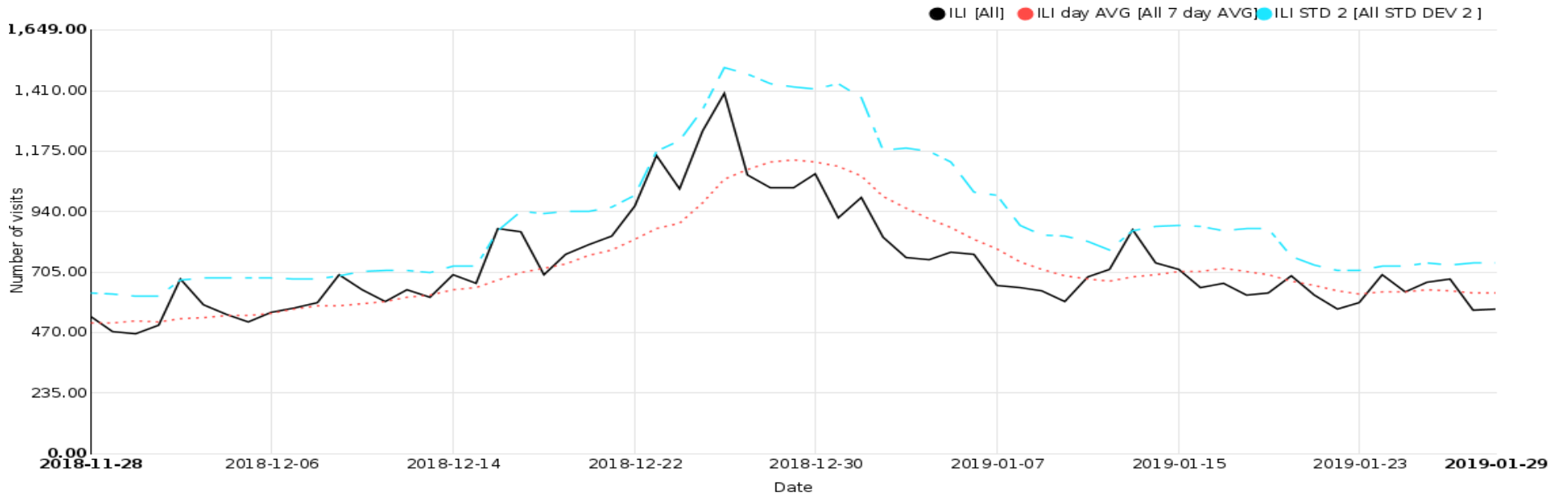
Respiratory ED Visits for HPE Health Unit



Respiratory ED Visits for LGL Health Unit



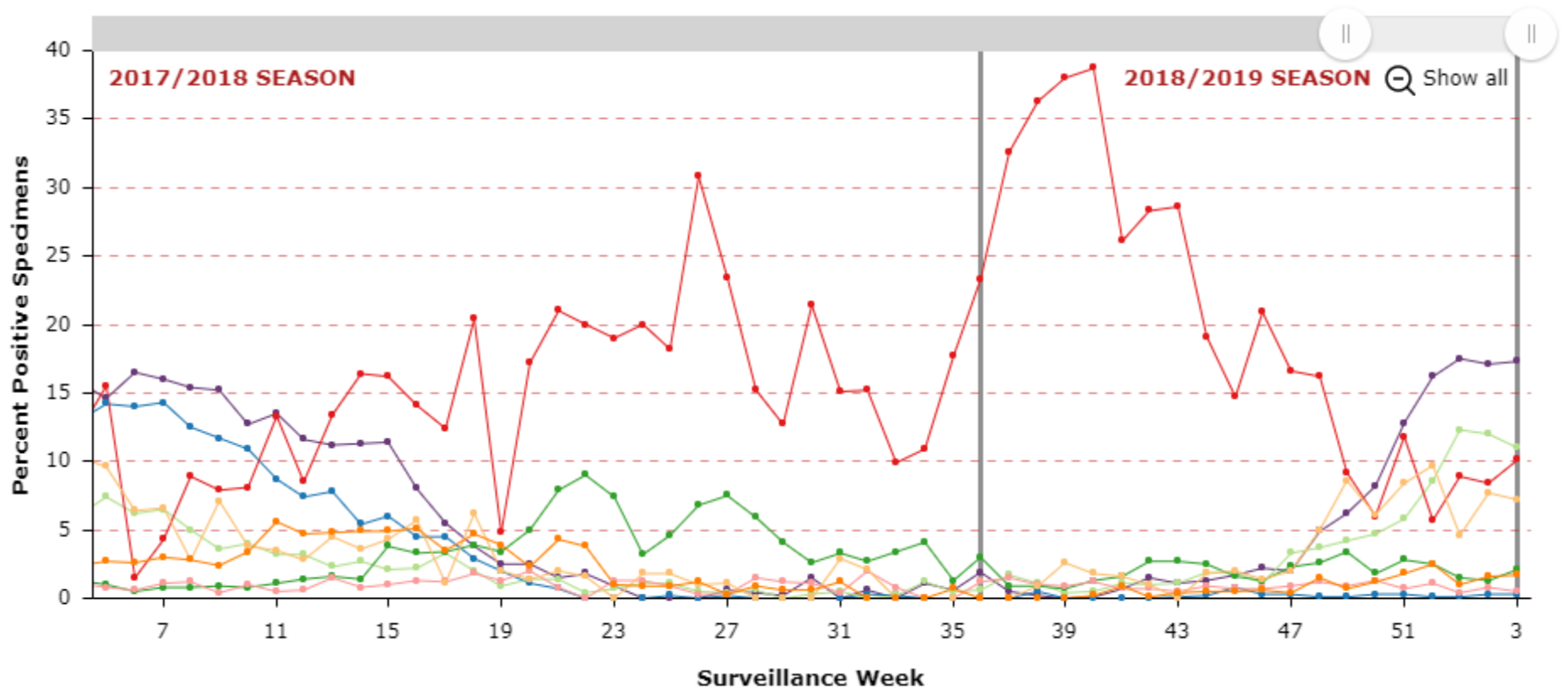
Influenza-Like Illness/Fever ED Visits to Participating Ontario Hospitals



Gastrointestinal ED Visits to Participating Ontario Hospitals



Percent positivity of specimens tested
for all respiratory viruses by week



- influenza A positive specimens
- influenza B positive specimens
- RSV positive specimens
- parainfluenza positive specimens
- adenovirus positive specimens
- rhinovirus positive specimens
- coronavirus positive specimens
- metapneumovirus positive specimens

*Source: Ontario Respiratory Pathogen Bulletin, Public Health Ontario (with data obtained from the Public Health Agency of Canada’s Respiratory Virus Detection tables)
Please review section 10 of the weekly pdf report for further information on the data sources used in the Ontario Respiratory Pathogen Bulletin.