

Regional Syndromic Surveillance Bi-Weekly Report

Wednesday December 19th, 2018 - Tuesday January 1st, 2019

Health Unit Coverage = KFL&A, HPECHU, LGL

Kingston, Frontenac & Lennox and
Addington Public Health Knowledge
Management Team

ACES Hospital Emergency Department (ED) Activity

Summary: Overall emergency room visit volume increased across all regional health unit jurisdictions compared to the previous two week period of December 5th through December 18th. (KFL&A: 4941 vs. 4615 HPE: 4446 vs. 4070 LGL: 4662 vs. 4350).

Info. items: 1) Respiratory and ILI-related emergency department visits jumped quickly in the past two weeks across the province. Historically, numbers start to decrease around week 2 of the new year, however will still remain high while influenza and other respiratory viruses continue to circulate. Inpatient admissions due to influenza and pneumonia will also climb and cause further capacity issues for hospitals over the coming weeks. 2) Confirmed influenza activity continues to rise across Ontario and Canada with a large majority of specimens being typed as influenza A(H1N1). Most cases have been in those under the age of 65. *Data has not been updated since week 50 (Dec. 9–15). 3) KFL&A PH has been notified of 6 lab confirmed cases of influenza A for the 2018-2019 season. There has also been 1 influenza outbreak locally. Please visit our [ILI mapper](#) website for ongoing updates this respiratory season.

KFL&A Respiratory: There is currently one respiratory outbreak of unknown origin occurring in a local long-term care/retirement facility.

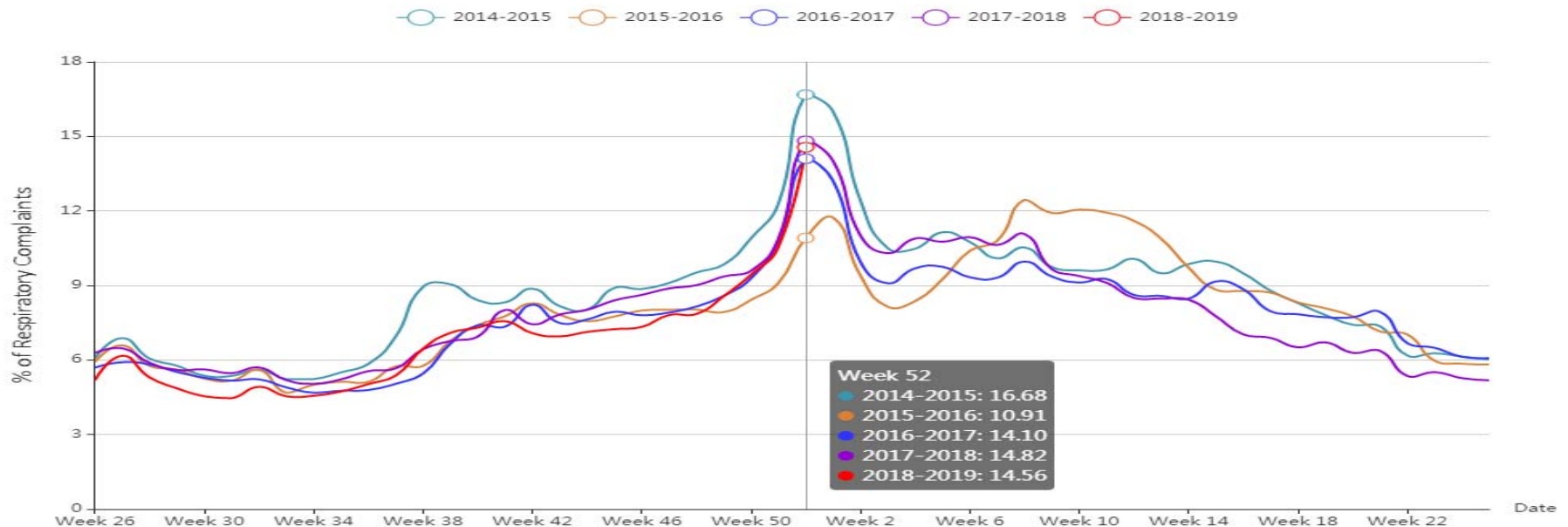
KFL&A Gastrointestinal: There are no active enteric outbreaks occurring in any local long-term care/retirement facilities.

Local Admissions of Interest

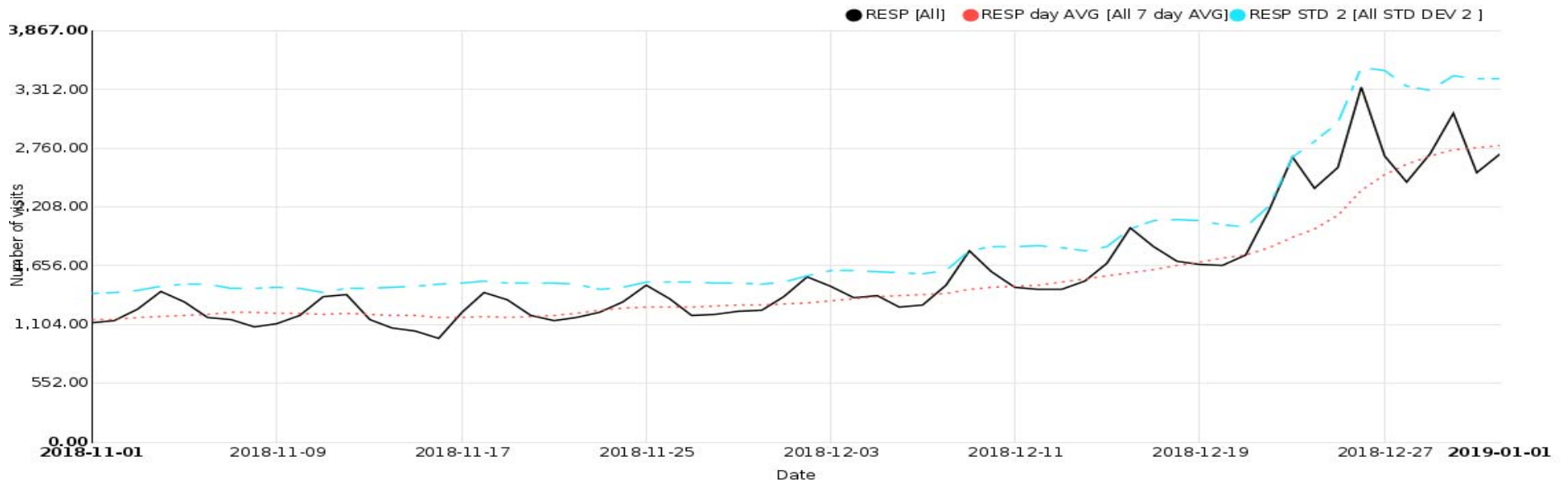
Date	Hospital	Reason for Admission
19/12/2018	KGH	MULTI-SUBSTANCE OVERDOSE
21/12/2018	KGH	ACUTE HEPATITIS
21/12/2018	KGH	INFLUENZA
21/12/2018	KGH	QUERY PERTUSSIS
19/12/2018— 01/01/2019	KGH	MULTIPLE INSTANCES OF BRONCHIOLITIS AND CROUP

NOTE: Further details can be obtained by contacting KFL&A PHI staff at adam.vandijk@kflaph.ca or 613-549-1232 x1510 All feedback is welcome and appreciated.

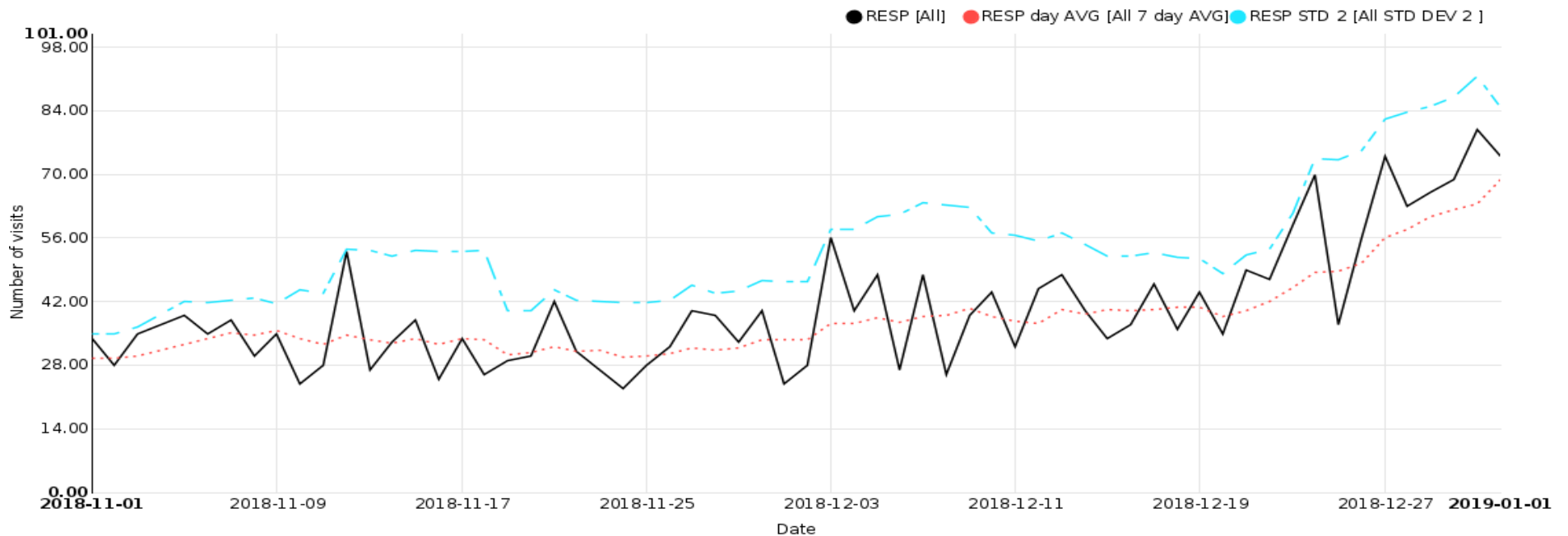
ED respiratory visits curve for Ontario hospital providing data to the ACES system along with previous year comparisons



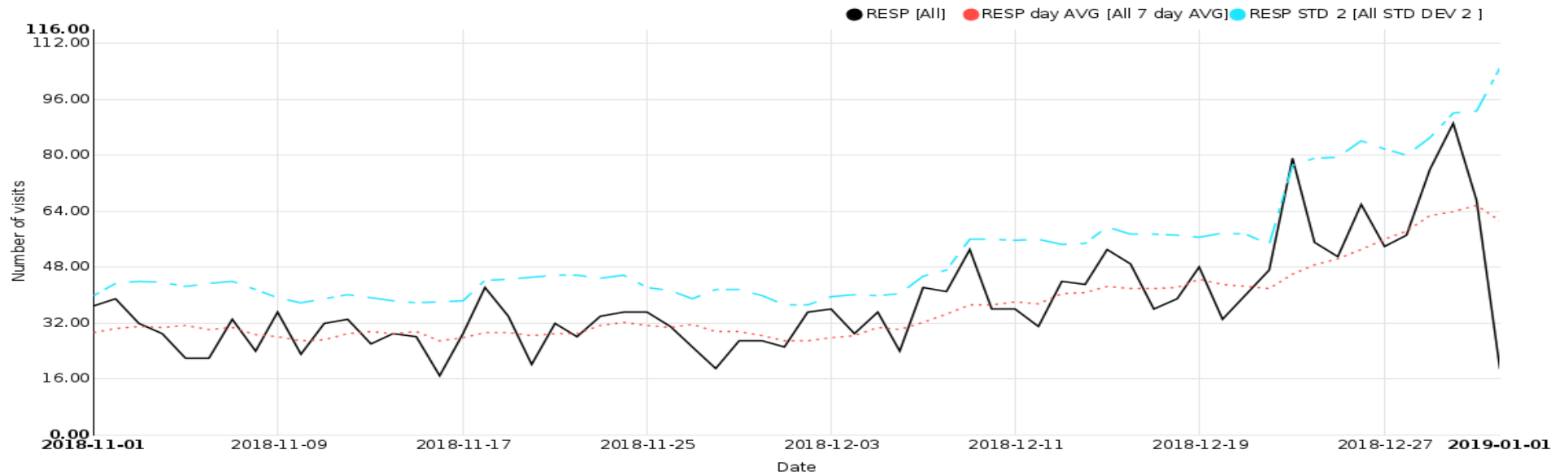
Respiratory ED Visits to Participating Ontario Hospitals



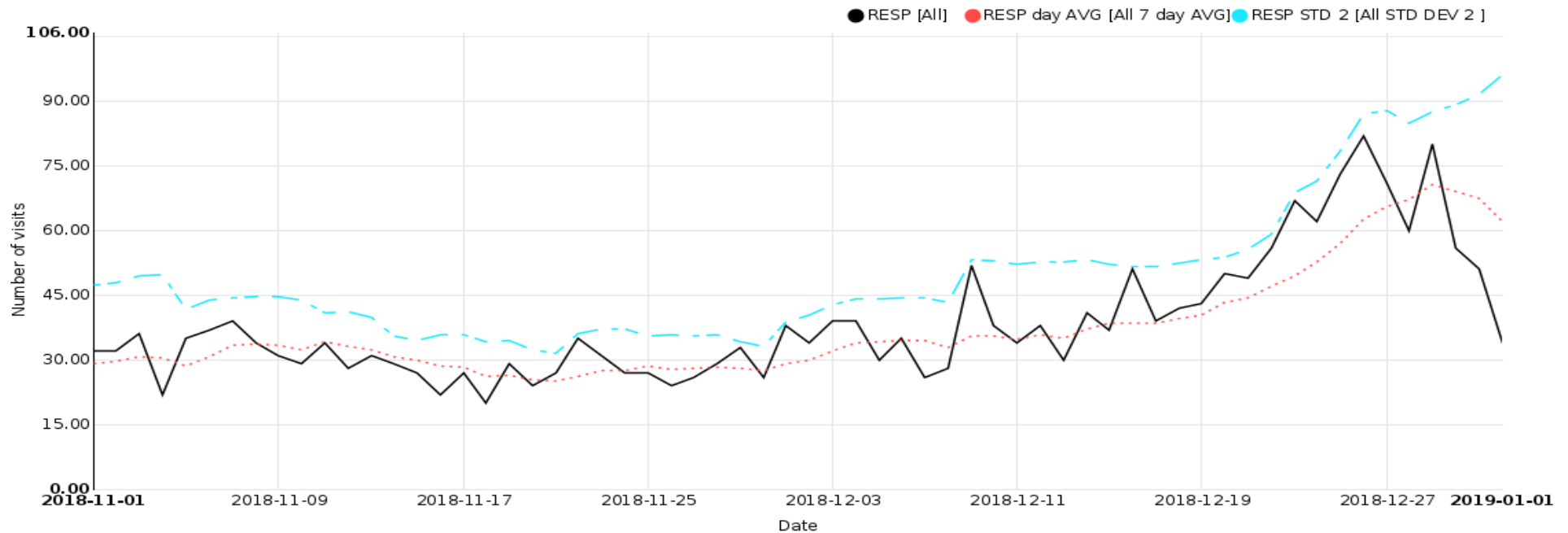
Respiratory ED Visits for KFL&A Health Unit



Respiratory ED Visits for HPE Health Unit



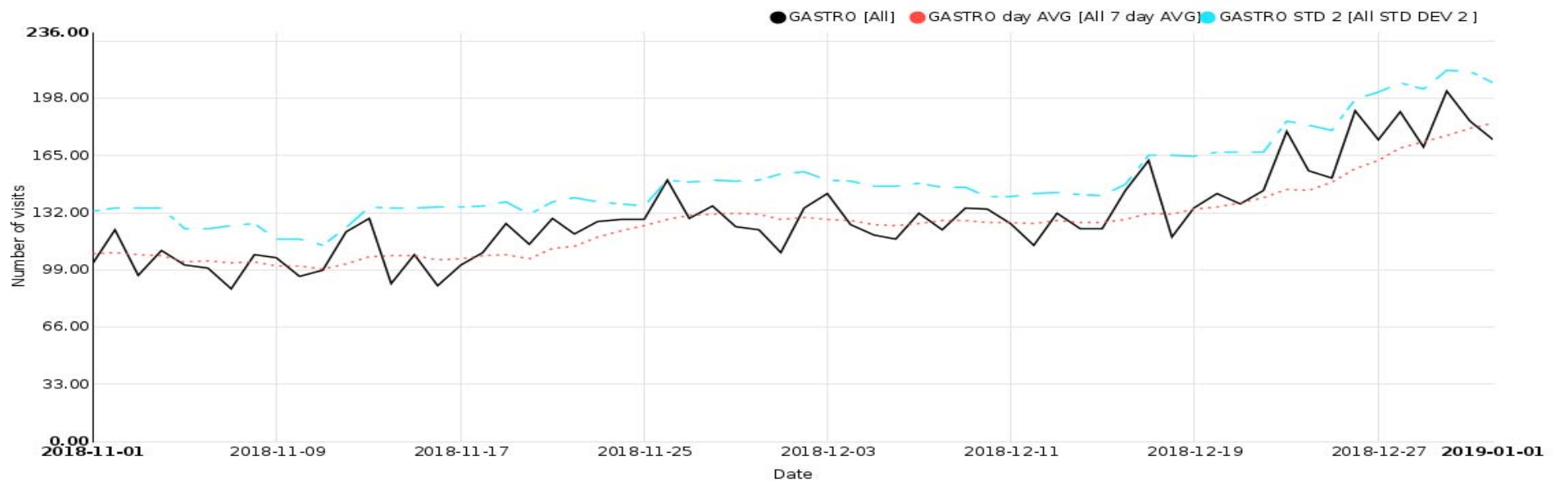
Respiratory ED Visits for LGL Health Unit

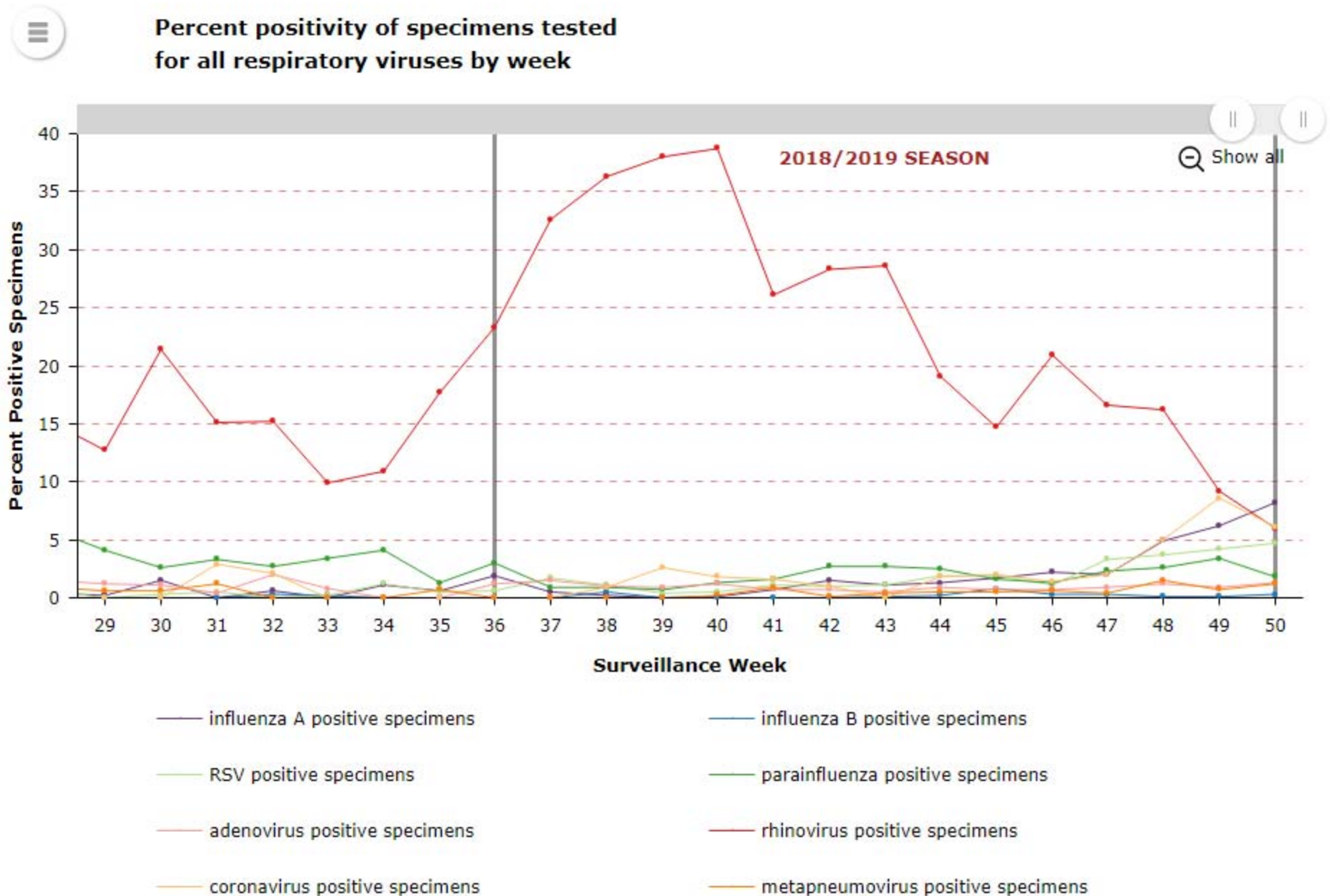


Influenza-Like Illness/Fever ED Visits to Participating Ontario Hospitals



Gastrointestinal ED Visits to Participating Ontario Hospitals





*Source: Ontario Respiratory Pathogen Bulletin, Public Health Ontario (with data obtained from the Public Health Agency of Canada's Respiratory Virus Detection tables)
Please review section 10 of the weekly pdf report for further information on the data sources used in the Ontario Respiratory Pathogen Bulletin and new testing caveats for the 2017-2018