

Regional Syndromic Surveillance Bi-Weekly Report

Wednesday December 5th, 2018 - Tuesday December 18th, 2018

Health Unit Coverage = KFL&A, HPECHU, LGL

Kingston, Frontenac & Lennox and
Addington Public Health Knowledge
Management Team

ACES Hospital Emergency Department (ED) Activity

Summary: Overall emergency room visit volume was stable across KFL&A and HPE while slightly elevated in the LGL health unit jurisdiction compared to the previous two week period of November 21st through December 4th. (KFL&A: 4615 vs. 4791 HPE: 4070 vs. 3986 LGL: 4350 vs. 4118).

Info. items: 1) Respiratory and ILI-related emergency department visits continue to rise quickly across the province. Peaks should be expected within the next two weeks based on historical data. Health care providers, particularly in the acute care sector, should be preparing for higher than normal visit and admission volumes. Please visit our [ILI mapper](#) website for ongoing updates this respiratory season. 2) Confirmed influenza activity is also rising across Ontario and Canada with a large majority of specimens being typed as influenza A(H1N1). Most cases have been in those under the age of 65. This strain typically has milder symptoms compared to A(H3N2) strains. Of the A(H1N1) specimens that have been characterized by the National Microbiology Lab all have been found to be antigenically similar to the A(H1N1) component of this year's influenza vaccine. There is still time to get your flu shot and into the arms of your patients, with good protection expected.

KFL&A Respiratory: There is currently one respiratory outbreak of unknown origin occurring in local long-term care/retirement facility. There was also one influenza A outbreak that occurred in the past two weeks, which was subsequently declared over.

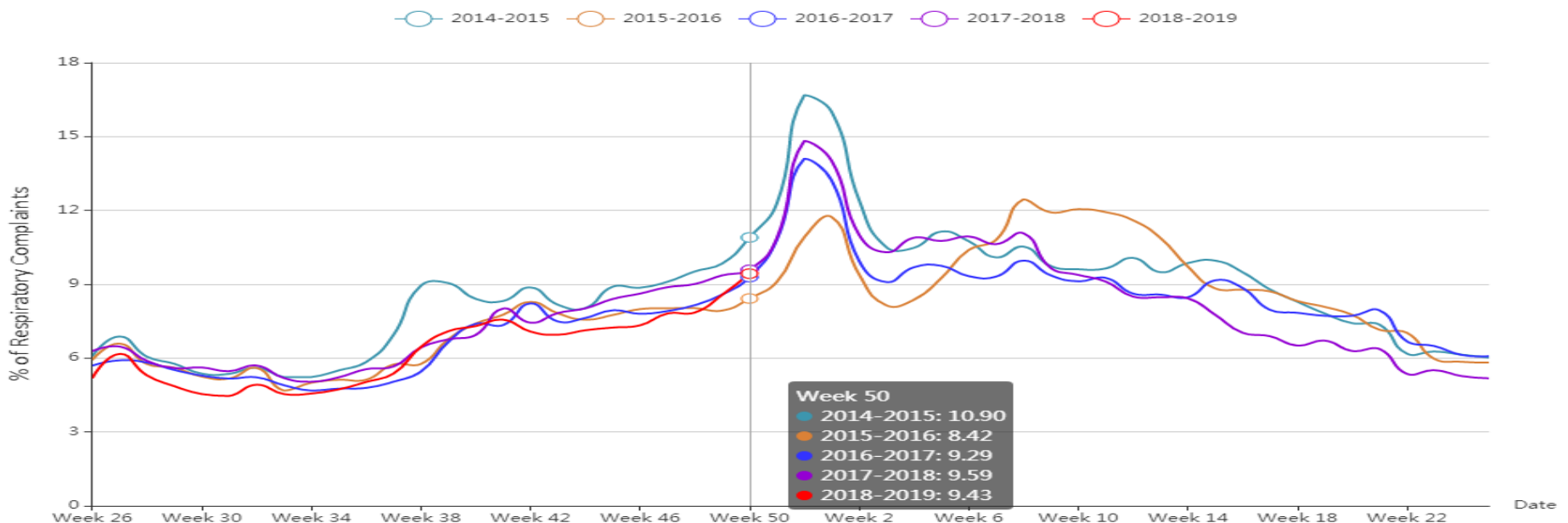
KFL&A Gastrointestinal: There are currently no enteric outbreaks occurring locally.

Local Admissions of Interest

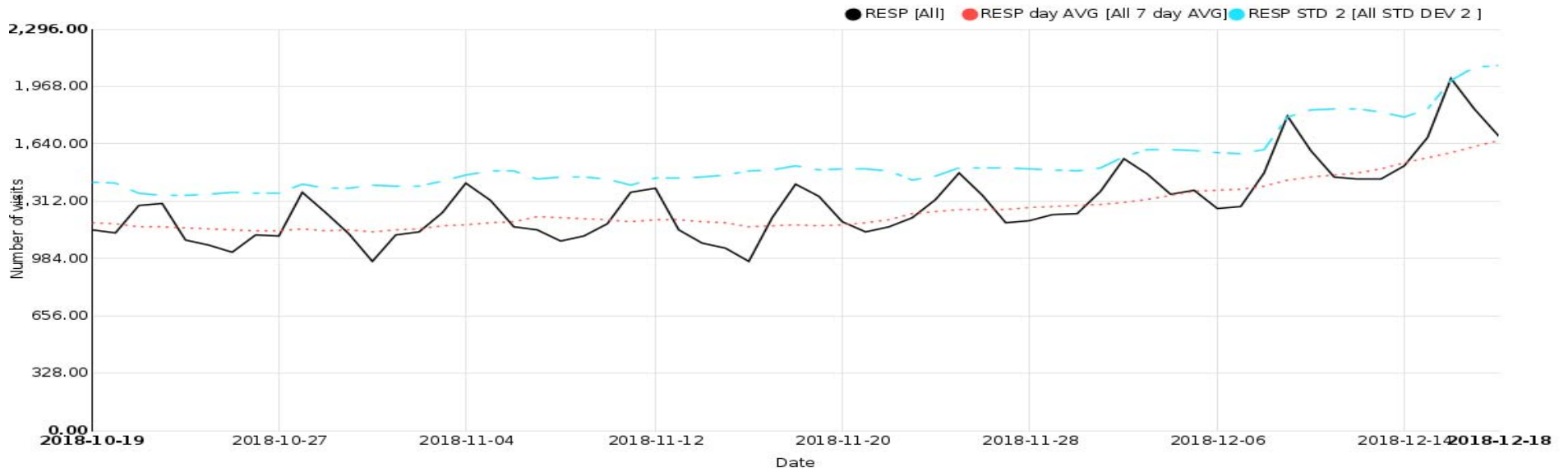
Date	Hospital	Reason for Admission
06/12/2018	KGH	MENINGITIS
09/12/2018	KGH	NECROTIZING FASCIITIS
10/12/2018	KGH	BRONCHIOLITIS
11/12/2018	KGH	VIRAL UPPER RESPIRATORY TRACT INFECTION
19/12/2018	KGH	CROUP

NOTE: Further details can be obtained by contacting KFL&A PHI staff at adam.vandijk@kflaph.ca or 613-549-1232 x1510 All feedback is welcome and appreciated.

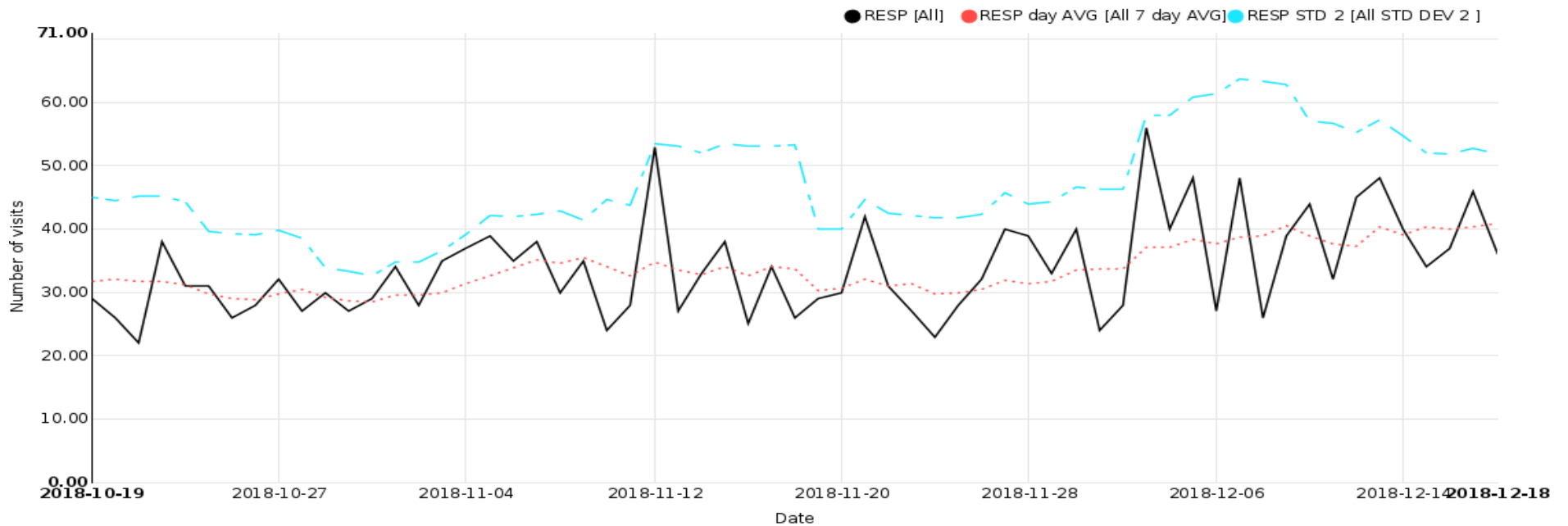
ED respiratory visits curve for Ontario hospital providing data to the ACES system along with previous year comparisons



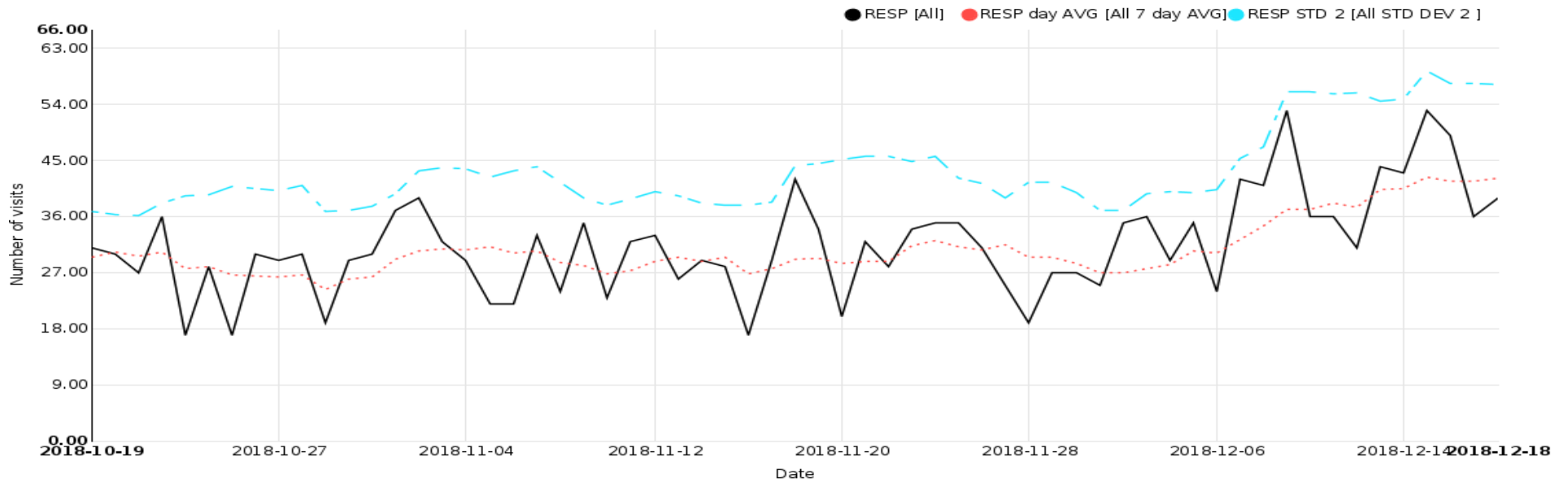
Respiratory ED Visits to Participating Ontario Hospitals



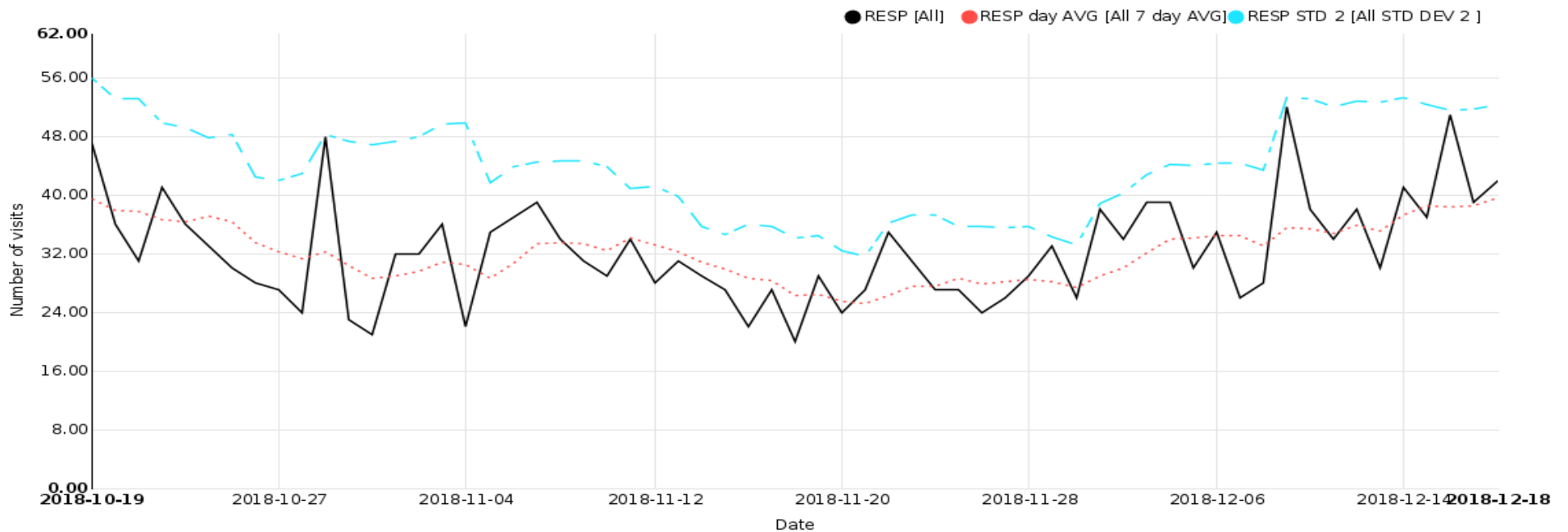
Respiratory ED Visits for KFL&A Health Unit



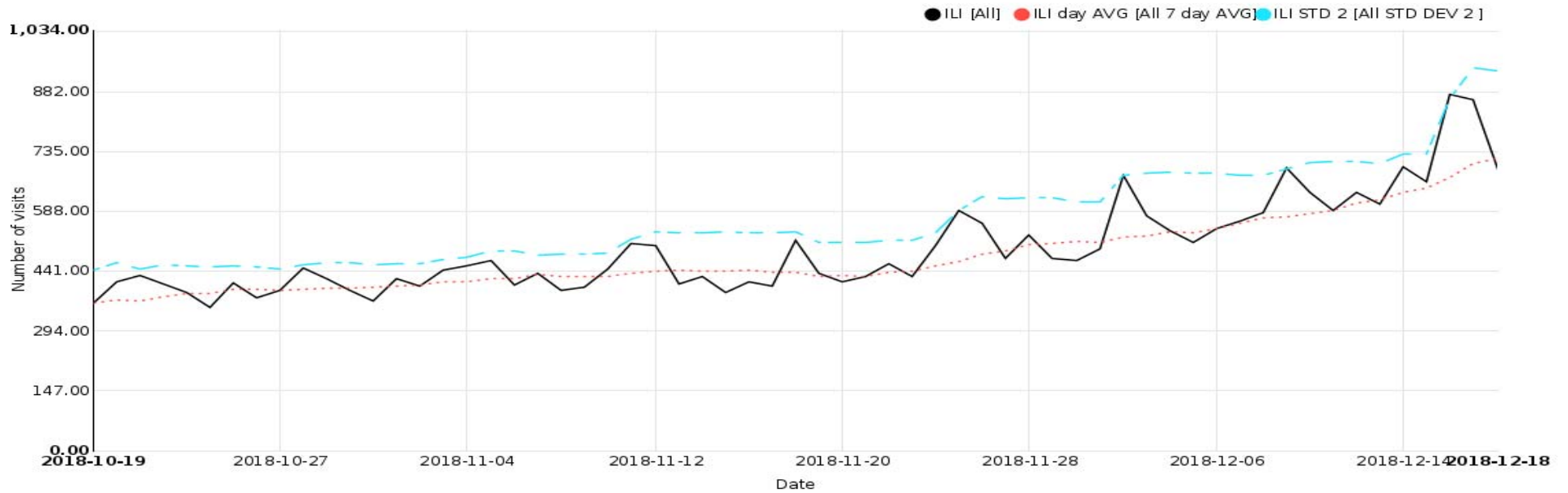
Respiratory ED Visits for HPE Health Unit



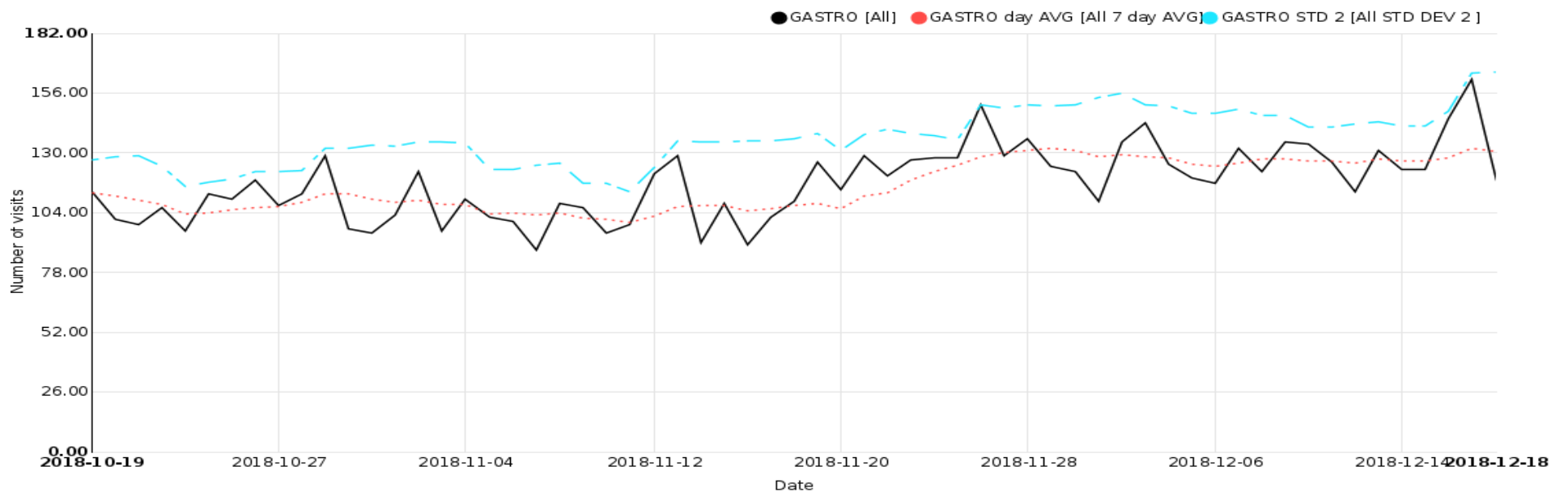
Respiratory ED Visits for LGL Health Unit



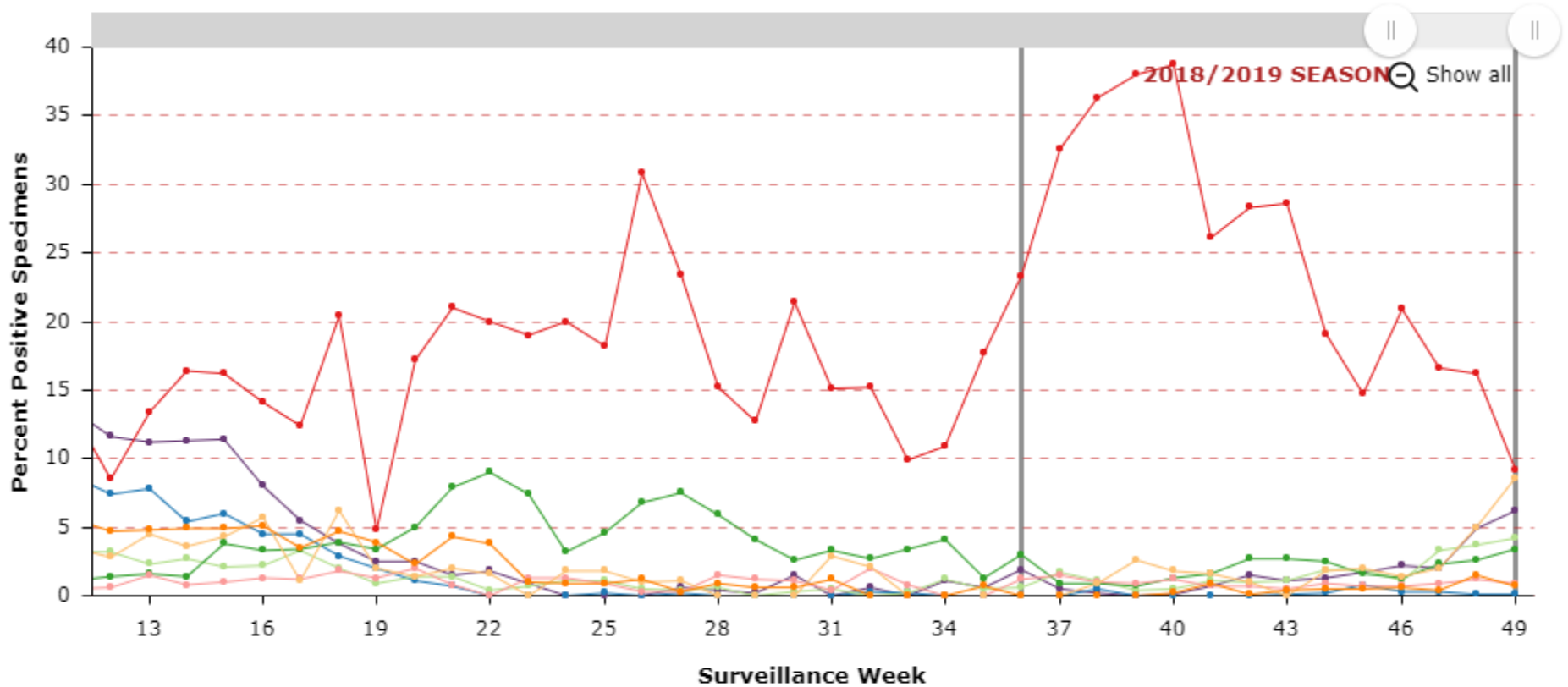
Influenza-Like Illness/Fever ED Visits to Participating Ontario Hospitals



Gastrointestinal ED Visits to Participating Ontario Hospitals



**Percent positivity of specimens tested
for all respiratory viruses by week**



- influenza A positive specimens
- influenza B positive specimens
- RSV positive specimens
- parainfluenza positive specimens
- adenovirus positive specimens
- rhinovirus positive specimens
- coronavirus positive specimens
- metapneumovirus positive specimens

*Source: Ontario Respiratory Pathogen Bulletin, Public Health Ontario (with data obtained from the Public Health Agency of Canada’s Respiratory Virus Detection tables)
Please review section 10 of the weekly pdf report for further information on the data sources used in the Ontario Respiratory Pathogen Bulletin and new testing caveats for the 2017-2018